2.3V SERIES - Lead terminal

FEATURES

P-EDLC (Hybrid Capacitor)

- Higher Capacitance (2 times of EDLC)
- Over 100,000 cycle life
- Low current & long-term backup applications
- RoHS compliant



Drawing

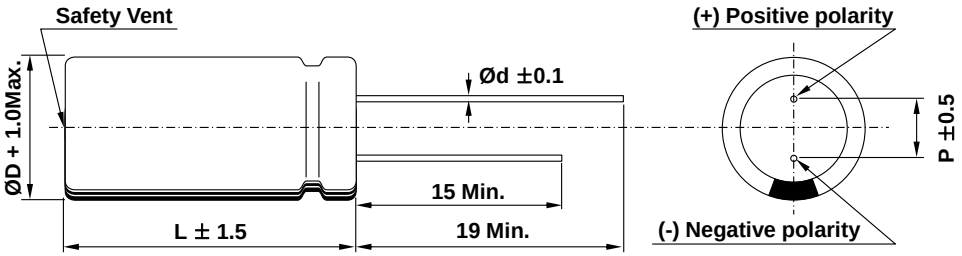

D	8	10, 13	16, 18
d	0.6		0.8
P	3.5	5.0	7.5

SPECIFICATION

ITEM		CHARACTERISTICS	
Product series		P-EDLC	
Rated Voltage (V_R)		2.3V	
Minimum Voltage		0.9 V	
Operating Temperature		-25 ~ +60℃	
Capacitance Tolerance		-10 ~ +30%	
High Temperature Load Life		After 1,000 hours at V_R loaded under +60℃, capacitors meet the following criteria.	
		Capacitance Change	≤ 30% of initial value
		ESR	≤ 2 times of specified value
Cycle Life Characteristics	Cycle	Over 100,000	
	△C	≤ 30% of initial value	
	ESR	≤ 2 times of specified value	
	Method	Cycle of Charge/discharge from V_R to 1/2V_R	
Shelf Life		2 Years No Electrical Charge, Temperature below 70℃ (△C : ≤ 10% of initial value / △ESR : ≤ 50% of specified value)	

2.3V SERIES - Lead terminal

Part Number	Rated Voltage (V)	Capacitance (F)	ESR (mΩ)		Max. Current (A)	Leakage Current (mA, 72hr)	Size (㎜)	Weight (g)	Volume (mℓ)
			AC(1㎑)	DC			D × L		
VHC 2R3 106 QG	2.3	10	220	700	0.5	0.020	10 x 20	2.5	1.6
VHC 2R3 226 QG		22	120	330	1.0	0.044	10 x 30	3.6	2.4
VHC 2R3 506 QG		50	60	160	1.5	0.100	16 x 25	8.5	5.0
VHC 2R3 127 QG		120	45	80	3.0	0.240	18 x 40	16.0	10.2

*** Max. Current** : 1 sec. discharge to $1/2V_R$

2.3V SERIES – Snap-in terminal

FEATURES

P-EDLC (Hybrid Capacitor)

- Higher Capacitance (2 times of EDLC)
- Over 100,000 cycle life
- Low current & long-term backup applications
- RoHS compliant

Drawing

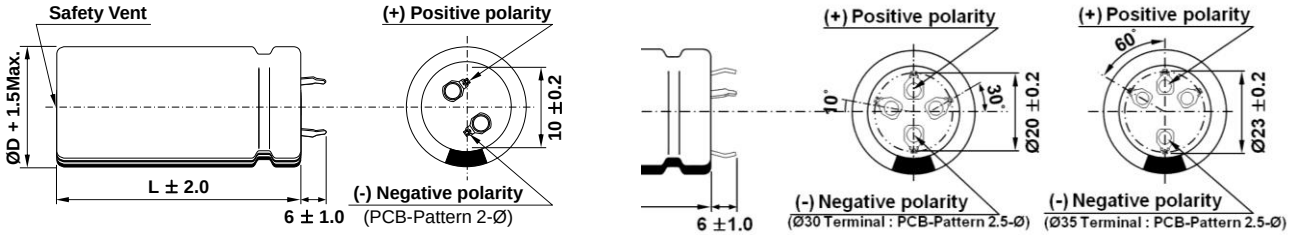

SPECIFICATION

ITEM		CHARACTERISTICS	
Product series		P-EDLC	
Rated Voltage (V_R)		2.3V	
Minimum Voltage		0.9 V	
Operating Temperature		-25 ~ +60℃	
Capacitance Tolerance		-10 ~ +30%	
High Temperature Load Life		After 1,000 hours at V_R loaded under +60℃, capacitors meet the following criteria.	
		Capacitance Change	≤ 30% of initial value
		ESR	≤ 2 times of specified value
Cycle Life Characteristics	Cycle	Over 100,000	
	△C	≤ 30% of initial value	
	ESR	≤ 2 times of specified value	
	Method	Cycle of Charge/discharge from V_R to 1/2V_R	
Shelf Life		2 Years No Electrical Charge, Temperature below 70℃ (△C : ≤ 10% of initial value / △ESR : ≤ 50% of specified value)	

Vina Tech Co., Ltd. Tel : +82 63 715 3020 E-mail : hycap@vina.co.kr Web : www.vina.co.kr

2.3V SERIES – Snap-in terminal

Part Number	Rated Voltage (V)	Capacitance (F)	ESR (mΩ)		Max. Current (A)	Leakage Current (mA, 72hr)	Size (㎜)	Weight (g)	Volume (mℓ)
			AC(1㎑)	DC			D × L		
VHC 2R3 227 QG	2.3	220	30	45	3.5	0.440	22 x 45	24.8	17.1
VHC 2R3 307 QG		300	30	50	4.5	0.600	22 x 45	25.2	17.1
VHC 2R3 407 QG		400	20	30	6.0	0.800	30 x 45	48.6	31.8
VHC 2R3 547 QG		540	15	20	8.5	1.080	30 x 60	64.2	42.4
VHC 2R3 807 QG		800	10	15	12.5	1.600	35 x 72	94.5	69.2

*** Max. Current :** 1 sec. discharge to $1/2V_R$