ALUMINUM ELECTROLYTIC CAPACITORS

APPROVAL NO. 7923

RGB 100 LG 33000 (M)

SERIES	RGB
RATING	100 V 33000 ㎌
CASE SIZE	Ø 76.5 × 100 L

A. DIAGRAM OF DIMENSION

[UNIT : ㎜]

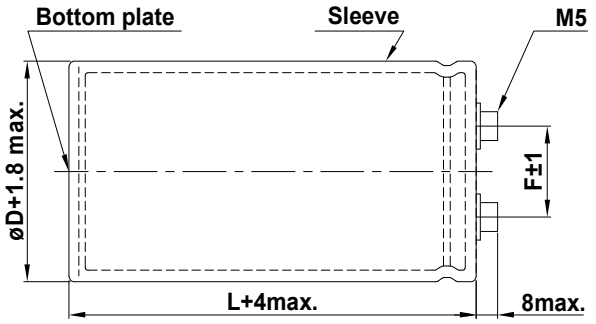

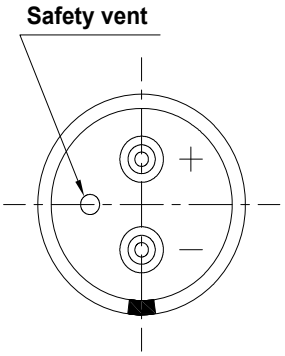

ØD	76.5
L	100
F	31.5

B. MARKING : BLACK SLEEVE & SLIVER INK



RGB
100 V 33000 ㎌
(M) 85℃

FRONT VIEW OF CAPACITOR

< SLEEVE or BOTTOM PLATE MARKING >

① ② ③ ④

① The ending figure of manufactured year in A.D
② Manufactured month(1,2,3….9,O,N,D)
③ Manufactured day (A,B,C,….Z,a,b,c,d,e)
④ SAMYOUNG's symbol NO(1)

C. ELECTRICAL CHARACTERISTICS

A. OPERATING TEMPERATURE RANGE : - 40 ~ +85℃
B. RATED VOLTAGE : 100 V_{DC}
C. SURGE VOLTAGE : 125 V_{DC}
D. CAPACITANCE TOLERANCE : ±20% (at 20℃, 120㎐)
E. LEAKAGE CURRENT : Lower 5000 ㎂ , after 5 minutes at 20℃
F. DISSIPATION FACTOR (Tan δ) : Lower 0.50 at 20℃, 120㎐
G. RATED RIPPLE CURRENT : 16.1 Arms at 85℃ , 120㎐
H. INSULATION WITHSTANDING VOLTAGE :
When a voltage of 2,000V_{AC} is applied for one minute between the terminals shorted each other and the mounting clamp on the insulating sleeve covering the case, there shall not be electrical damage.

I. LOAD LIFE :
The following specifications shall be satisfied when the capacitors are restored to 20 ℃ after subjected to DC voltage with the rated ripple current is applied (the peak voltage shall not exceed the rated voltage) 2,000 hours at 85℃.
Capacitance change ≤ ±20 % of the initial value
Tan δ ≤ 300 % of the initial specified value
Leakage current ≤ The initial specified value

J. SHELF LIFE :
The following specifications shall be satisfied when the capacitors are restored to 20 ℃ after the exposing them at 85℃ for 500 hours without voltage applied. The rated voltage shall be applied to the capacitors for a minimum of 30 minutes, at least 24 hours and not more than 48 hours before the measurements.
Capacitance change ≤ ±20 % of the initial value
Tan δ ≤ 300 % of the initial specified value
Leakage current ≤ The initial specified value

K. CLEANING CONDITIONS : Non-solvent proof
L. OTHERS : Satisfied charateristics KS C IEC 60384-4