ALUMINUM ELECTROLYTIC CAPACITORS

APPROVAL NO. 1528

NFL 400 VB 4.7 (M)

SERIES	NFL
RATING	400 WV 4.7 ㎌
CASE SIZE	Ø10 × 16L

A. DIAGRAM OF DIMENSION

[Unit : ㎜]

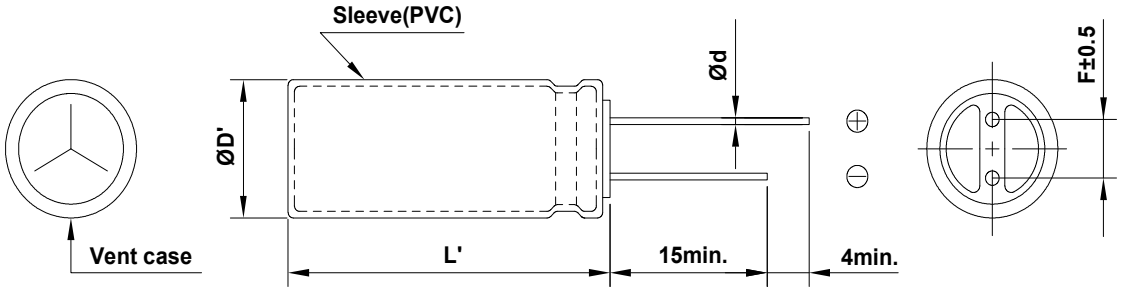

ØD	10
L	16
Ød	0.6
F	5.0
ØD'	ØD+0.5 max.
L'	L+2.0 max.

B. MARKING : DARK BROWN SLEEVE & SILVER INK



FRONT VIEW OF CAPACITOR

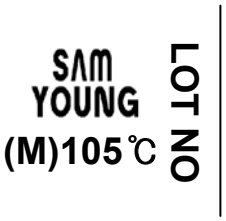

BACK VIEW OF CAPACITOR

C. ELECTRICAL CHARACTERISTICS

A. OPERATING TEMPERATURE RANGE : -40 ~ +105℃
B. RATED VOLTAGE : 400 V_{DC}
C. SURGE VOLTAGE : 450 V_{DC}
D. CAPACITANCE TOLERANCE : ±20% at 20℃ , 120㎐
E. LEAKAGE CURRENT : Lower 175.2 ㎂ , after 1 minutes at 20℃
F. DISSIPATION FACTOR (TANδ) : Lower 0.24 at 20℃ , 120㎐
G. MAX. RIPPLE CURRENT : 68 mArms at 105℃ , 120㎐
H. TEMPERATURE CHARACTERISTIC :
(Max.Impedance ratio) Z(-25℃) / Z(20℃) = 5
Z(-40℃) / Z(20℃) = 6 (at 120㎐)

I. LOAD LIFE : The following specifications shall be satisfied when the capacitors are restored to 20℃ after the rated voltage is applied at 105℃ for 10,000 hours.
Capacitance change ≤ ±20 % of the initial value
Tanδ ≤ 200 % of the initial specified value
Leakage Current ≤ The initial specified value

J. SHELF LIFE : The following specifications shall be satisfied when the capacitors are restored to 20℃ after exposing them for 1,000 hours at 105℃ without voltage applied. The rated voltage shall be applied to the capacitors for a minimum of 30 minutes, at least 24 hours and not more than 48 hours before the measurements.
Capacitance change ≤ ±20 % of the initial value
Tanδ ≤ 200 % of the initial specified value
Leakage Current ≤ 500 % of the initial specified value

K. CLEANING CONDITIONS : Non-solvent proof
L. OTHERS : Satisfied characteristics W of KS C 6421