ALUMINUM ELECTROLYTIC CAPACITORS

APPROVAL NO. 7837

NBC 400 VB 6.8 (M)

SERIES	NBC
RATING	400 V 6.8 ㎌
CASE SIZE	Ø 10 × 12.5 L

A. DIAGRAM OF DIMENSION

[Unit : ㎜]

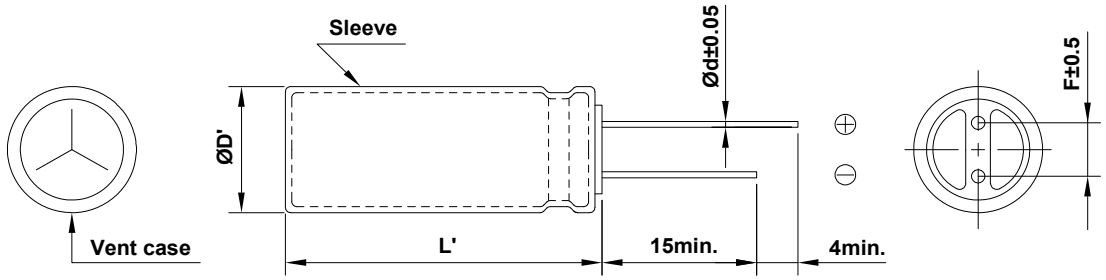

ØD	10
L	12.5
Ød	0.6
F	5.0
ØD'	ØD+0.5 max.
L'	L+2.0 max.

B. MARKING : DARK BLUE SLEEVE & SILVER INK

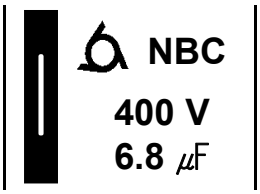

FRONT VIEW OF CAPACITOR

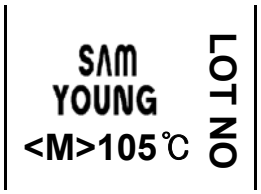

BACK VIEW OF CAPACITOR

C. ELECTRICAL CHARACTERISTICS

A. OPERATING TEMPERATURE RANGE : -40 ~+105℃

B. RATED VOLTAGE : 400 V_{DC}

C. SURGE VOLTAGE : 450 V_{DC}

D. CAPACITANCE TOLERANCE : ± 20% at 20℃,120㎐

E. LEAKAGE CURRENT : Lower 208.8 ㎂ , after 1 minute at 20℃

F. DISSIPATION FACTOR (TANδ) : Lower 0.24 at 20℃, 120㎐

G. RATED RIPPLE CURRENT : 99 mArms at 105℃ , 120㎐

H. TEMPERATURE CHARACTERISTIC : (Max. Impedance ratio)

Z(-25℃) / Z(20℃)	3
Z(-40℃) / Z(20℃)	6

(at 120㎐)

I. LOAD LIFE : The following specifications shall be satisfied when the capacitors are restored to 20℃ after the rated voltage with the rated ripple current is applied (the peak voltage shall not exceed the rated voltage) for 10,000 hours at 105℃.

Capacitance change ≤ ±20 % of the initial value

Tanδ ≤ 200 % of the initial specified value

Leakage Current ≤ The initial specified value

J. SHELF LIFE : The following specifications shall be satisfied when the capacitors are restored to 20℃ after exposing them for 1,000 hours at 105℃ without voltage applied. The rated voltage shall be applied to the capacitors for a minimum of 30 minutes, at least 24 hours and not more than 48 hours before the measurements.

Capacitance change ≤ ±20 % of the initial value

Tanδ ≤ 200 % of the initial specified value

Leakage Current ≤ 500 % of the initial specified value

K. CLEANING CONDITIONS : Non-solvent proof

L. OTHERS : Satisfied charateristics KS C IEC 60384-4