信 昌 電 子 陶 瓷 股 份 有 限 公 司
PROSPERITY DIELECTRICS CO., LTD.

SPECIFICATION FOR APPROVAL

CUSTOMER	ROPLA
CUST. PART NO.	
CUST. DOC. REV.	
DESCRIPTION	CHOKE COIL (RoHS+H.F.)
SAMPLE LOT NO.	S201912-0167
PART NO.	
DOC. REV.	ORIG
DATE	12/24/'19

著作權所有 侵害必究
信昌電子陶瓷股份有限公司
PSA PASSIVE SYSTEM ALLIANCE
Prosperity Dielectrics Co., Ltd.
COPYRIGHT © PROSPERITY DIELECTRICS CO., LTD. ALL RIGHTS RESERVED.

Once you approve this part, please sign and return this page to the following marked location.

Customer Signature:_____ Date:_____

☐This part currently development section.

☐Production line can produce this series of products.

■Sales Office-Headquarter
No. 566-1, Kao-Shi Rd., Yangmei, Taoyuan 32668, Taiwan
TEL: +886-3-475-3355
FAX: +886-3-485-4959

☐Yong Zhou Plant
Tao-Yuan Rd., Fenghuang Park, Lengshuitan District, Yongzhou, Hunan 425000, P.R.C.
TEL: +86-746-8610-180
FAX: +86-746-8610-181

☐Sales Office-Dong Guan,China
No.638,Mei Jing West Road Xiniupo Administrative Zone Dalang Town,Dong Guan City,GuangDong Province,China.
TEL: +86-769-8555-0979
FAX: +86-769-8555-0972

TESTED BY	CHECKED BY	APPROVED BY
Zhikai Deng	*Shengjun Zhou*	*Dick Wang*

TABLE OF CONTENTS

INDEX **Page**

- **Engineering Change Notice - Record …… 2**
- **Mechanical Dimension …….. 3**
- **Schematic Diagram / Construction …….. 3**
- **Electrical Specification …….. 3**
- **Winding Data …….. 3**
- **Material List …….. 4**
- **Reliability Performance …… 5**
- **Reflow Chart …….. 6**
- **Report Test ……..**

著作權所有 侵害必究
信昌電子陶瓷股份有限公司
PSA
COPYRIGHT © PROSPERITY DIELECTRICS CO., LTD. ALL RIGHTS RESERVED.
Prosperity Dielectrics Co., Ltd.

SPECIFICATION FOR APPROVAL

CUSTOMER	CUSTOMER P/N	REV.	SPL. LOT NO.	
ROPLA		-	S201912-0167	
PART NAME	**PART NO.**	**REV.**	**DATE OF ISSUE**	**Q'TY**
CHOKE COIL (RoHS+H.F.)		ORIG	12/24/'19	5 PCS

ENGINEERING CHANGE NOTICE – RECORD

REVISION NO.	REVISION DESCRIPTION	AUTHOR	DATE	REMARK
ORIG		*Zhikai Deng*	12/24/'19	

著作權所有 侵害必究
信昌電子陶瓷股份有限公司
PSA
PASSIVE SYSTEM ALLIANCE
Prosperity Dielectrics Co., Ltd.
COPYRIGHT © PROSPERITY DIELECTRICS CO., LTD. ALL RIGHTS RESERVED.

SPECIFICATION FOR APPROVAL

This is a RoHS and REACH compliant product whose related documents are available on request.
※Graphic is only for dimensionally application.

1. MECHANICAL DIMENSION

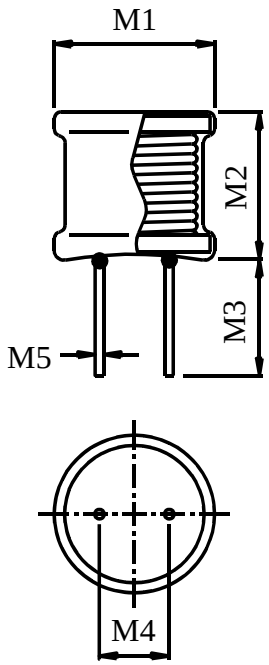

UNIT: mm

	DIM.	TOL.
M1	9.5	MAX.
M2	11.5	MAX.
M3	10.0	MIN.
M4	5.0	±0.5
M5	0.6	±0.1

著作權所有 侵害必究
亨電子陶瓷股份有限公司
PSA
PASSIVE SYSTEM ALLIANCE
Prosperity Dielectrics Co., Ltd.
COPYRIGHT © PROSPERITY DIELECTRICS CO., LTD. ALL RIGHTS RESERVED.

2. SCHEMATIC DIAGRAM / CONSTRUCTION

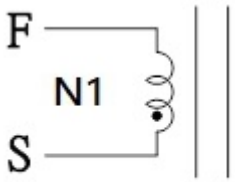

※"·": START

3. ELECTRICAL SPECIFICATION

Inductance @1.0KHz/1.0V	DC Resistance @25℃	Rated Current (A)
330μH±10%	590mΩ MAX.	0.92

TEST INSTRUMENT: CH3250 & CH502AC & CH3302+1320
OPERATING TEMP RANGE: -40℃ to +105℃
STORAGE TEMP RANGE: -40℃ to +85℃
Rated Current: The value of current causes a 10% inductance reduction from initial value.

4. WINDING DATA

WIRE: 0.3 φ mm
TURNS: 102.5 Ts (REF.)

SPECIFICATION FOR APPROVAL

5. MATERIAL LIST

ITEM	MATERIAL CATEGORY	MATERIAL TYPE	RATING	SUPPLIERS	SGS NO	UL NO.
a	WIRE	SFBW	155℃	DONGGUAN JUNG SHING WIRE CO., LTD. OR EQUIV.	KA/2018/31548A-02	E174837
		UEF1/U	155℃	PACIFIC ELECTRIC WIRE &CABLE(SHEN ZHEN)CO LTD. OR EQUIV.	-	-
b	CORE	SR72	-	SUNRISE FERRITE CORES ELECTRONIC CO.,LTD. OR EQUIV.	A2180053805101001	-
		MGB1	-	TAK TECHANOLOGY(HEYUAN)CO. ,LTD. OR EQUIV.	SZXEC1800213116	-
c	TUBE	UL	125℃	SHENZHEN WOER HEAR-SHRINKABLE MATERIAL CO LTD. OR EQUIV.	A2170058867101010C	E203950
d	SOLDER	Pb FREE (Sn96.5%, Ag3%, Cu0.5%)	-	DONGGUAN YONGAN TECHNOLOGY CO.,LTD. OR EQUIV.	CANEC1905637811	-

PSA
PASSIVE SYSTEM ALLIANCE
Prosperity Dielectrics Co., Ltd.
COPYRIGHT © PROSPERITY DIELECTRICS CO., LTD. ALL RIGHTS RESERVED.

SPECIFICATION FOR APPROVAL

6. RELIABILITY PERFORMANCE

Reliability Experiment For Electrical

Test Item	Accept criteria	Test Condition	Standard Source
Humidity Test	1.Change from an initial value L:within±5% 2.no visible damage.	+40℃± 2℃, humidity of 90% ±5% (total 96 hours).	MIL-STD-202G Method 103B Test Condition B
High Temperature Test	1.Change from an initial value L:within±5% 2.no visible damage.	1.Temperature: +125℃±2℃. 2.Test time: 48±2hrs.	IEC 68-2 Test Condition B
Low Temperature Test	1.Change from an initial value L:within±5% 2.no visible damage.	1.Temperature: -25℃±2℃. 2.Test time: 48±2hrs.	IEC 68-2 Test Condition A
Thermal Shock	1.Change from an initial value L:within±5% 2.no visible damage.	+125℃±5℃ (30 minutes) ~ -55±5℃ (30 minutes), temperature switch time: 5 minutes (total 50 cycles) Wind speeds 10m/sec.	Reference MIL-STD-202G Method 107G Test Condition A-2
Life Test	1.Change from an initial value L:within±5% 2.no visible damage.	+70℃±5℃ (250Hours).	Reference MIL-STD-202G Method 108A Test Condition B

Reliability Experiment For Physical

Test Item	Accept criteria	Test Condition	Standard Source
Vibration Test	1.Change from an initial value L:within±5% 2.no visible damage.	10-55-10HZ, amplitude: 1.5mm, direction: X, Y, Z axes, each axis 2 hours (total 6 hours).	MIL-STD-202G Method 201A
Solder Heat Resistance Test	1.no visible damage.	DIP: Soak in 260℃ solder pot, stay 10Sec.	MIL-STD-202G Method 210F Test Condition B (DIP)
Solder Ability Test	1. Lead must have 95% above coverage.	Soak in 245℃ solder pot of 3~5 Sec.	Reference J-STD-002D

PSA
COPYRIGHT © PROSPERITY DIELECTRICS CO., LTD. ALL RIGHTS RESERVED.
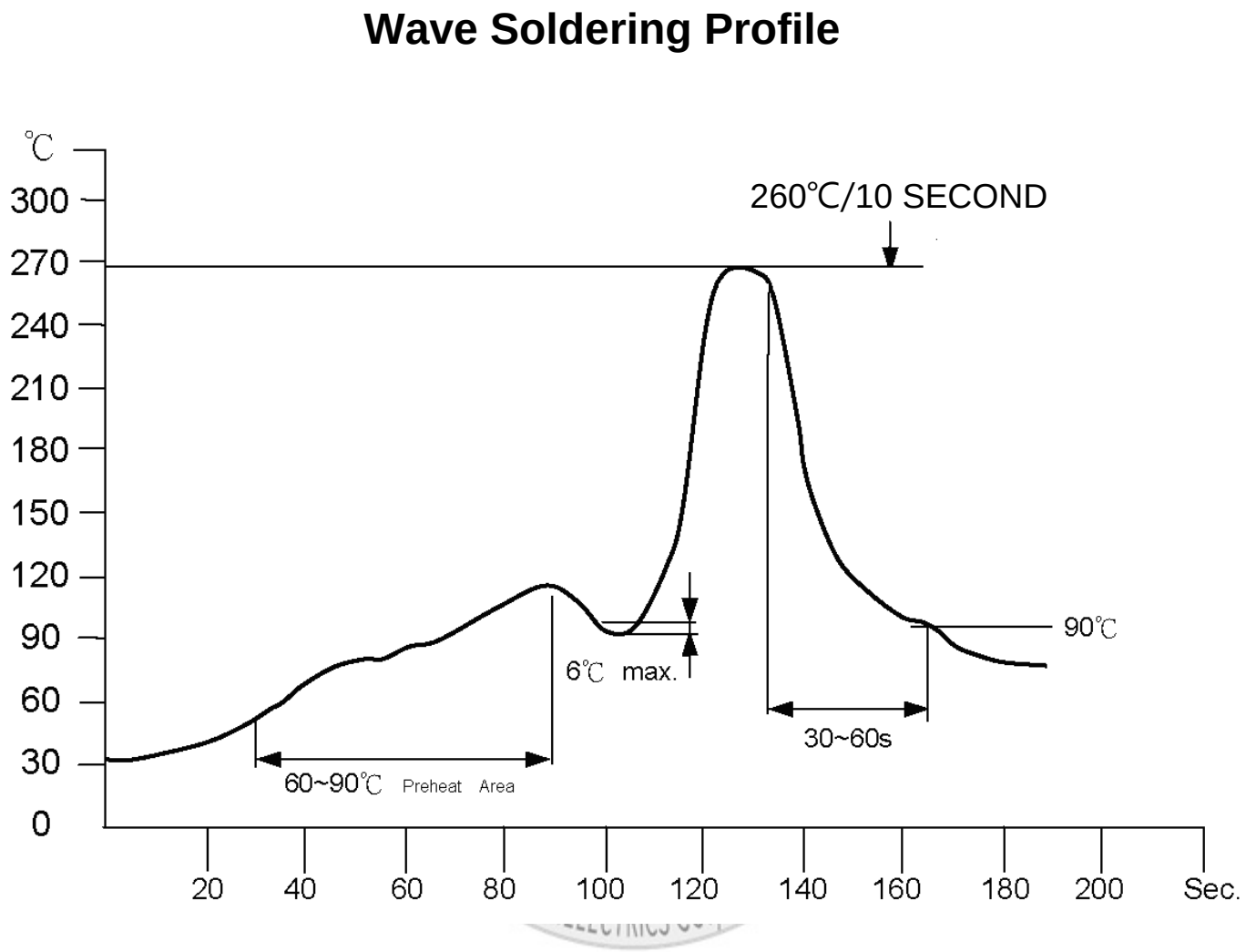
7. REFLOW CHART