

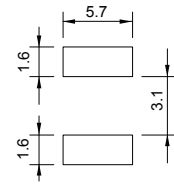
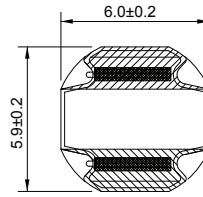
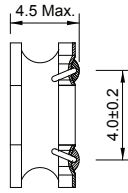
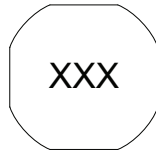
CSM0645D Series (SHIELDED)

■ SMD Wire Wound Power Inductors

MECHANICAL DIMENSIONS



CSM0645D



Recommended Patterns

unit: mm

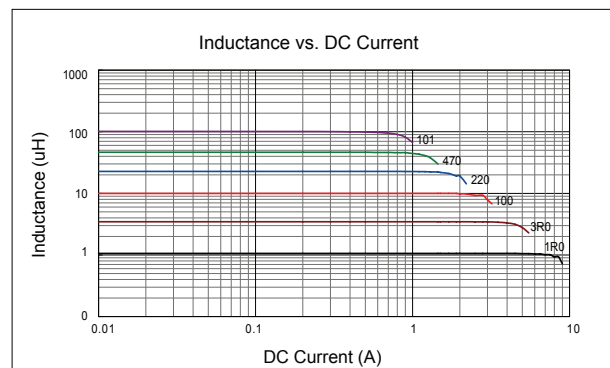
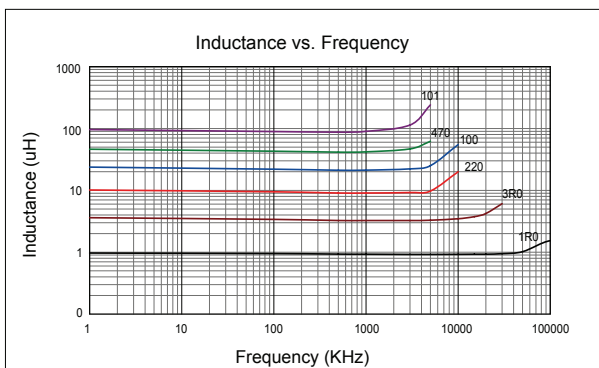
ELECTRICAL SPECIFICATION

Part Number	Marking	Inductance (μH)	Test Freq. (KHz)	DCR (mΩ)	Isat (A)	I _{rms} (A)	SRF (MHz)	Inductance Tolerance
				Max.	Max.	Max.	Min.	
CSM0645D-1R0N-LRH	1R0	1.0	100	18.2	8.50	6.00	110	±30%
CSM0645D-1R3N-LRH	1R3	1.3	100	20.8	8.00	5.20	95	
CSM0645D-1R8N-LRH	1R8	1.8	100	23.4	7.00	5.00	80	
CSM0645D-2R3N-LRH	2R3	2.3	100	27.3	6.00	4.50	60	
CSM0645D-3R0N-LRH	3R0	3.0	100	31.2	5.00	4.00	45	
CSM0645D-4R5M-LRH	4R5	4.5	100	40.3	4.00	3.70	25	
CSM0645D-6R3M-LRH	6R3	6.3	100	49.4	3.80	3.50	15	
CSM0645D-100M-LRH	100	10	100	61.1	3.00	2.80	12	
CSM0645D-150M-LRH	150	15	100	100.1	2.30	2.30	10	
CSM0645D-220M-LRH	220	22	100	149.5	1.90	1.70	7.0	
CSM0645D-330M-LRH	330	33	100	188.5	1.50	1.50	6.0	
CSM0645D-470M-LRH	470	47	100	286.0	1.30	1.30	5.0	
CSM0645D-680M-LRH	680	68	100	429.0	1.00	1.00	4.0	
CSM0645D-820M-LRH	820	82	100	533.0	0.90	0.90	3.5	
CSM0645D-101M-LRH	101	100	100	650.0	0.80	0.80	3.0	

- Tolerance: N=± 30%, M=± 20%
- Test Equipment:
L/Q: CHROMA-3302.
SRF: HP-4291B or equivalent.
RDC: CH16502 or equivalent.
- Isat: Based on Inductance decrease 30% (at 20°C)
- I_{rms}: Based on Temperature increase 40°C (at 20°C)
- Operating temperature range: -25°C to +120°C (Including self-temperature rise)
- Storage Temp.: -40°C to +85°C

CHARACTERISTIC CURVE

CSM0645D Series



SMD

Leaded