Metal Oxide Film Fixed Resistors
金属氧化膜固定电阻器

Feature (特性)

- Excellent flame retardant coating 优异不燃性涂装
- High stability even in bad environment
  恶劣环境下同样稳定工作
- High purity ceramic core 高纯度瓷芯
- Meet EIA-RC2655A requirements 满足EIA-RC2655A标准要求
- High safety standard 满足安全性标准要求

Dimension(尺寸) mm

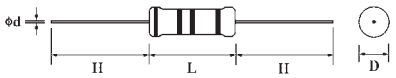

Derating Curve (降功率曲线)

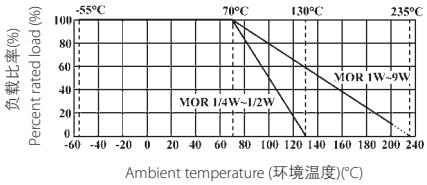

Heat Rise Chart (表面温升)

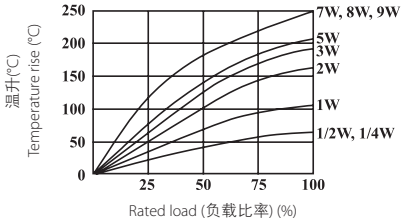

Specification(性能)

Part No. 料号	Type 类型	Power Rating 功率 70°C	Dimension (尺寸)(mm)					MAX. Working Voltage 最大工作电压	MAX. Overlaod Voltage 最大过负荷电压	Dielectric Withstanding Voltage 绝缘耐压	Resistance Range 阻值范围
			D	L	d ±0.05	H±3	PT				
MOR0W4	MOR-25	1/4W	2.2±0.5	6.5±1.0	0.54	28	52	250V	400V	250V	0.1Ω~470KΩ
MOR0S2	MOR-50-S	1/2W-S	2.2±0.5	6.5±1.0	0.54	28	52	250V	400V	250V	0.1Ω~470KΩ
MOR0W2	MOR-50	1/2W	3.0±0.6	9.5±1.0	0.54	28	52	250V	400V	250V	0.1Ω~560KΩ
MOR01S	MOR-100-S	1W-S	3.5±0.6	9.5±1.0	0.54	28	52	350V	600V	350V	0.1Ω~560KΩ
MOR01W	MOR-100	1W	4.5±0.6	11.5±1.0	0.70	28	52	350V	600V	350V	0.1Ω~560KΩ
MOR02S	MOR-200-S	2W-S	4.5±0.6	11.5±1.0	0.70	28	52	350V	600V	350V	0.1Ω~560KΩ
MOR02W	MOR-200	2W	5.0±0.6	15.5±1.0	0.70	28	64	350V	600V	350V	0.1Ω~560KΩ
MOR03S	MOR-300-S	3W-S	5.0±0.6	15.5±1.0	0.70	28	64	350V	600V	350V	0.1Ω~560KΩ
MOR03W	MOR-300	3W	6.0±0.6	17.5±1.0	0.75	28	64	500V	800V	500V	0.1Ω~560KΩ
MOR05S	MOR-500-S	5W-S	6.0±0.6	17.5±1.0	0.75	28	64	500V	800V	500V	0.1Ω~560KΩ
MOR05W	MOR-500	5W	8.0±0.6	24.5±1.0	0.75	38	90	750V	1000V	750V	0.1Ω~680KΩ
MOR07W	MOR-700	7W	8.0±0.6	29.5±1.0	0.75	38	B/B	750V	1000V	750V	20Ω~150KΩ
MOR08W	MOR-800	8W	8.0±0.6	39.5±1.0	0.75	38	B/B	750V	1000V	750V	30Ω~200KΩ
MOR09W	MOR-900	9W	8.0±0.6	52.5±1.0	0.75	38	B/B	750V	1000V	750V	50Ω~200KΩ

- Standard E-24 Series ±5% tolerance 标准 E-24 系列 ±5% 公差阻值
- Standard Gray base color for Normal Size product,Blue color for Small Size product 正常尺寸产品涂灰色底漆，小尺寸产品涂海蓝色底漆
- Standard Non-Flammable coating 标准不燃性涂装
- Non-Inductive type available on a case to case basis 无感，可特别生产

Performance Specification(性能)

Temperature coefficient	**温度系数**	1/4W,1/2WS: ≤ 100K Ω：±350PPM/℃； 100KΩ<R≤470KΩ：0~-700PPM/℃ 1/2W,1WS: ≤ 120K Ω：±350PPM/℃； 120KΩ<R≤560KΩ：0~-700PPM/℃ 1W,2W,2WS,3W,3WS,5WS: ≤ 150K Ω：±350PPM/℃； 150KΩ<R≤560KΩ：0~-700PPM/℃ 5W,: ≤ 180K Ω：±350PPM/℃； 180KΩ<R≤680KΩ：0~-700PPM/℃ 7W,8W，9W: ±350PPM/℃
Short-time Overload	**短时间过负荷**	Normal size(正常尺寸),ΔR/R ≤ ±(1%+0.05 Ω), with no evidence of mechanical damage（无可见机械损伤） Small size(小尺寸),ΔR/R ≤ ±(2%+0.05 Ω), with no evidence of mechanical damage（无可见机械损伤）
Dielectric withstanding voltage	**绝缘耐压**	No evidence of flashover,mechanical damage,arcing or insulation breakdown (无击穿、飞弧及可见机械损伤)
Pulse Overload	**脉冲过负荷**	Normal size(正常尺寸),ΔR/R ≤ ±(2%+0.05 Ω), with no evidence of mechanical damage（无可见机械损伤） Small size(小尺寸),ΔR/R ≤ ±(5%+0.05 Ω), with no evidence of mechanical damage（无可见机械损伤）
Terminal strength	**端子强度**	No evidence of mechanical damage （无可见机械损伤）
Soldering heat	**耐焊接热**	ΔR/R ≤ ±(1%+0.05 Ω)， with no evidence of mechanical damage（无可见机械损伤）
Solderability	**可焊性**	Min.95% coverage （最少 95% 覆盖率）
Resistance to solvent	**耐熔剂**	No deterioration of protective coating and markings (包封层，色码完整)
Temperature cycling	**温度循环**	ΔR/R ≤ ±(2%+0.05 Ω) with no evidence of mechanical damage（无可见机械损伤）
Humidity (Steady State)	**恒定湿热**	ΔR/R ≤ ±(2%+0.05 Ω) with no evidence of mechanical damage（无可见机械损伤）
Load life in humidity	**湿度寿命**	＜ 100kΩ： ±（5%+0.05Ω）MAX，≥100kΩ：±（10%+0.05Ω） MAX;
Load life	**负载寿命**	＜ 100kΩ： ±（5%+0.05Ω）MAX，≥100kΩ：±（10%+0.05Ω） MAX;
Flame retardant	**阻燃**	Resistor insulation is self-extinguishing within 10 seconds after externally applied flame is removed （火焰移开后 10 秒内，电阻自动绝燃，无可见火焰）

Ordering Procedure (Example: MOR 1W-S 5% 8.2Ω T/B-1000)
订购方式 (例如: MOR 1W-S 5% 8.2Ω T/B-1000)

M O R 0 1 S J 0 8 2 J A 1 0

Product Type (产品类型):
MOR=Metal Oxide Film Fixed Resistors
(金属氧化膜固定电阻器)

Special Feature (特征):
O=Standard(标准品)
I=Non-Inductive (无感型)

Wattage (功率):

W4=1/4W	S2=1/2WS	W2=1/2W
1S=1W-S	1W=1W	2S=2W-S
2W=2W	3S=3W-S	3W=3W
5S=5W-S	5W=5W	7W=7W
8W=8W	9W=9W	

Tolerance (公差):
G=2% J=±5% K=±10

Resistance Value (阻值):
5% & 10% (E-24 series):
the 1st digit is "0", the 2nd & 3rd digits are for the significant figures of the resistance and the 4th indicate the numbers of zeros following;
5%,10% 产品 (E-24 系列阻值):
第 1 位是 0, 第 2、3 位表示阻值的有效数 , 第 4 位表示有几个 0.

2% (E-96 series):
the 1st to 3rd digits are for the significant figures of the resistance and the 4th indicate the numbers of zeros following.
2% 产品 (E-96 系列阻值):
第 1~3 位表示阻值的有效数 , 第 4 位表示有几个 0.

Packing Type(包装类型):
A=Tape/Box (编带 / 盒装)
T=Tape/Reel (编带 / 卷装)
B=Bulk/Box （散装 / 盒装)
P=Tape/Box of PT-26 product
编带 （PT-26 产品) / 盒装

Packing Qty.
(包装数量):
1=1,000pcs
2=2,000pcs
3=3,000pcs
4=4,000pcs
5=5,000pcs
A=500pcs
B=2,500pcs
0=Bulk/Box
（散装 / 盒装)

Additional Information(注):
0=NIL(标准品)
P=Panasert type 1=Avisert type 1
2=Avisert type 2 3=Avisert type 3
8=PT-58mm 9=PT-64mm
7=Lead wire(H)38mm
A=PT-83mm C=PT-73mm
D=PT-71mm