SC35VBW SERIES

GLASS PASSIVATED 3 PHASE BRIDGE RECTIFIERS	REVERSE VOLTAGE - **800** to **1600** Volts FORWARD CURRENT - **35** Ampreres

FEATURES

- Low Forward Voltage Drop
- High Current Capability
- High Reliability
- High Surge Current Capability
- Ideal for Printed Circuit Boards

MECHANICAL DATA

- Case:Epoxy Case with Heat Sink Interally Mounted in the Bridge Encapsulation
- Terminals:Plated Leads Soiderable per MIL-STD-202,Method 208
- Polarity:As Marked on Body
- Weight:21 grams(approx.)
- Mounting Position: Bolt Down on Heatsink With Silicone Thermal Compound Between Bridge and Mounting Surface for Maximum Heat Transfer Efficiency
- Mounting Torque:2 N · m

SCVBW

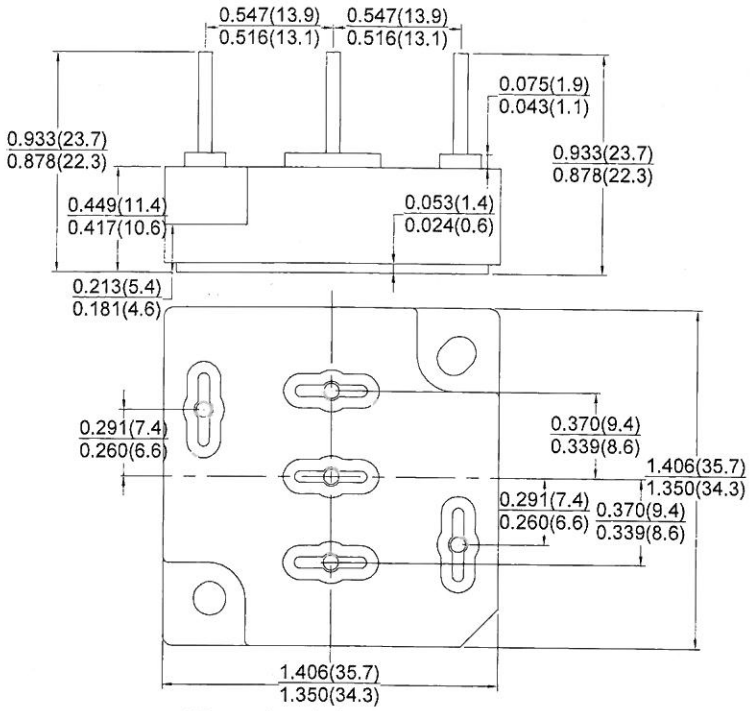

Dimensions in inches and (milimeters)

MAXIMUM RATINGS AND ELECTRICAL CHARACTERISTICS

Rating at 25℃ ambient temperature unless otherwise specified.
Single phase, half wave, 60Hz, resistive or inductive load.For capacitive load, derate current by 20%

VOLTAGE RATINGS

CHARACTERISTICS	SYMBOL	-08	-10	-12	-14	-16	UNIT
Peak Repetitive Voltage Working Peak Reverse Voltage DC Blocking Voltage	V_{RRM} V_{RWM} V_R	800	1000	1200	1400	1600	V
Peak Non-Repetitive Reverse Voltage	V_{RSM}	900	1100	1300	1500	1700	V
RMS Reverse Voltage	$V_{R(RMS)}$	560	700	840	980	1120	V

FORWARD CONDUCTION

CHARACTERISTICS	SYMBOL	SC35VBW	UNIT
Maximum Average Forward Rectified Current @TC=55℃	I_O	35	A
Peak Forward Surge Current t=8.3ms at 60HZ	I_{FSM}	360	A
I2t Rating for fusing	I^2t	840	A^2S
Maximum Forward Voltage drop per element at 17.5A Peak	V_F	1.1	V
Reverse peak current $V_R=V_{RRM}@T_J=25℃$ $V_R=V_{RRM}@T_J=150℃$	I_R	5 3	μA mA
RMS Isolation Voltage from Case to Lead	V_{ISO}	2500	V

THERMAL CHARACTERISTICS

Operating Temperature Range	T_J	-40 to +150	℃
Storage Temperature Range	T_{STG}	-40 to +125	℃

RATING AND CHARACTERISTIC CURVES
SC35VBW SERIES

FIG.1-MAXIMUM FORWARD SURGE CURRENT

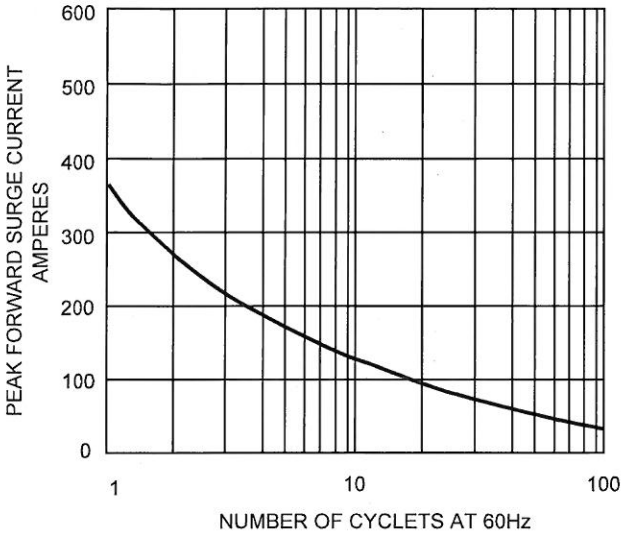

FIG.2- DERATING CURVE OUTPUT RECTIFIED CURRENT

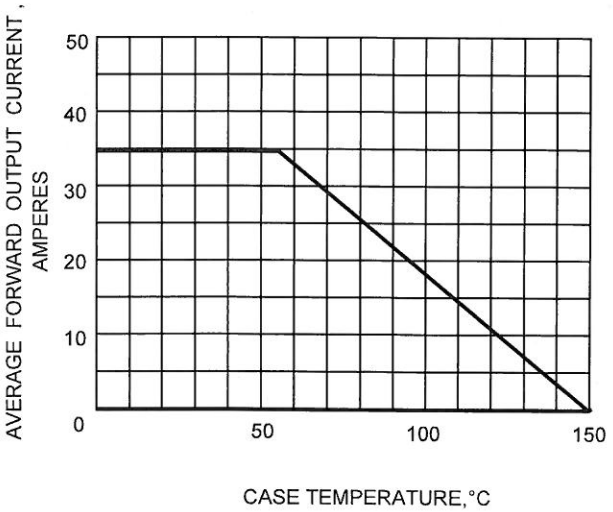

FIG.3-TYPICAL FORWARD CHARACTERISTICS

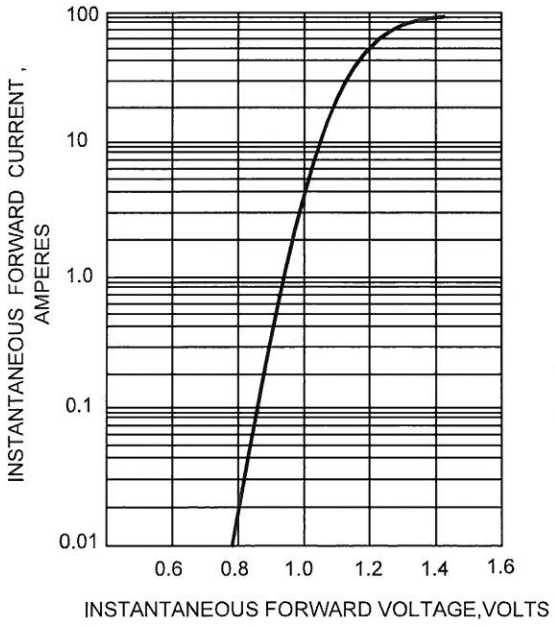

FIG.4-TYPICAL REVERSE CHARACTERISTICS

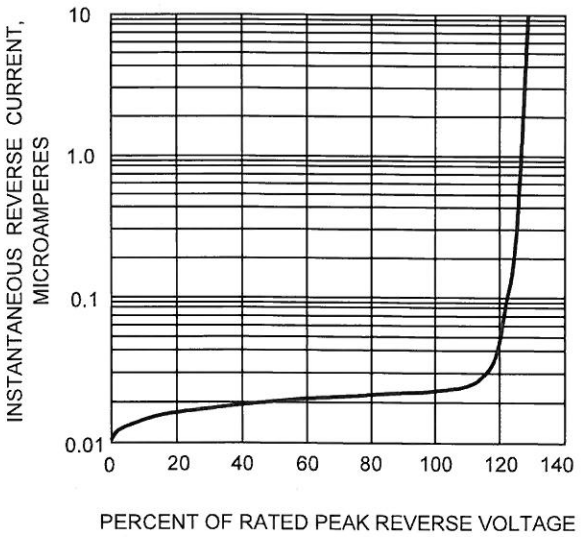

The cruve graph is for reference only, can't be the basis for judgment(曲线图仅供参考)!