

SURFACE MOUNT FAST RECOVERY GLASS PASSIVATED RECTIFIERS

REVERSE VOLTAGE - **50 to 1000** Volts
FORWARD CURRENT - **2.0** Amperes

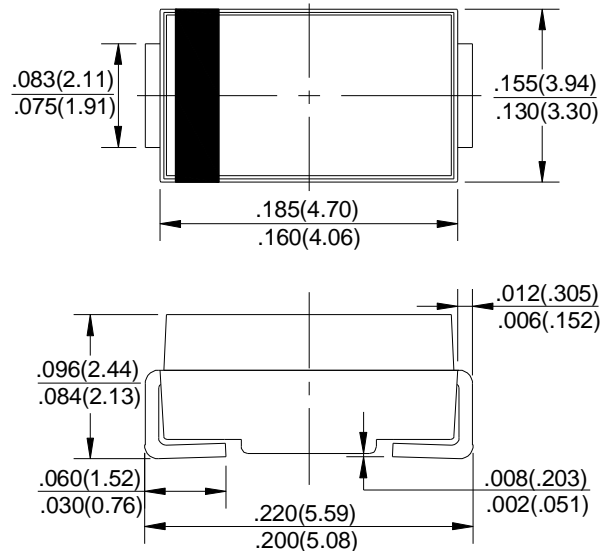
FEATURES

- Fast switching for high efficiency
- Low cost
- Diffused junction
- Low reverse leakage current
- Low forward voltage drop
- High current capability
- The plastic material carries UL recognition 94V-0

MECHANICAL DATA

- Case: Molded Plastic
- Polarity: Color band denotes cathode
- Weight: 0.003 ounces, 0.093 grams
- Mounting position: Any

SMB



Dimensions in inches and (millimeters)

MAXIMUM RATINGS AND ELECTRICAL CHARACTERISTICS

Rating at 25°C ambient temperature unless otherwise specified.

Single phase, half wave ,60Hz, resistive or inductive load.

For capacitive load, derate current by 20%

CHARACTERISTICS	SYMBOL	RS2A	RS2B	RS2D	RS2G	RS2J	RS2K	RS2M	UNIT
Maximum Recurrent Peak Reverse Voltage	V _{RRM}	50	100	200	400	600	800	1000	V
Maximum RMS Voltage	V _{RMS}	35	70	140	280	420	560	700	V
Maximum DC Blocking Voltage	V _{DC}	50	100	200	400	600	800	1000	V
Maximum Average Forward Rectified Current @T _A =75 °C	I <sub(av)< sub=""></sub(av)<>	2.0							A
Peak Forward Surge Current 8.3ms Single Half Sine-Wave Super Imposed on Rated Load(JEDEC Method)	I _{FSM}	60							A
Peak Forward Voltage at 2.0A DC	V _F	1.3							V
Maximum DC Reverse Current @T _J =25°C at Rated DC Blocking Voltage @T _J =100°C	I _R	5.0 100							μA
Maximum Reverse Recovery Time(Note 1)	T _{rr}	150				250	500		nS
Typical Junction Capacitance (Note2)	C _J	30				20			pF
Typical Thermal Resistance (Note3)	R _{θJA}	25							°C/W
Operating Temperature Range	T _J	-55 to +150							°C
Storage Temperature Range	T _{STG}	-55 to +150							°C

NOTES: 1.Measured with I_F=0.5A,I_R=1A,I_{RR}=0.25A

2.Measured at 1.0 MHz and applied reverse voltage of 4.0V DC

3.Thermal resistance junction to ambient.

FIG. 1 – FORWARD CURRENT DERATING CURVE

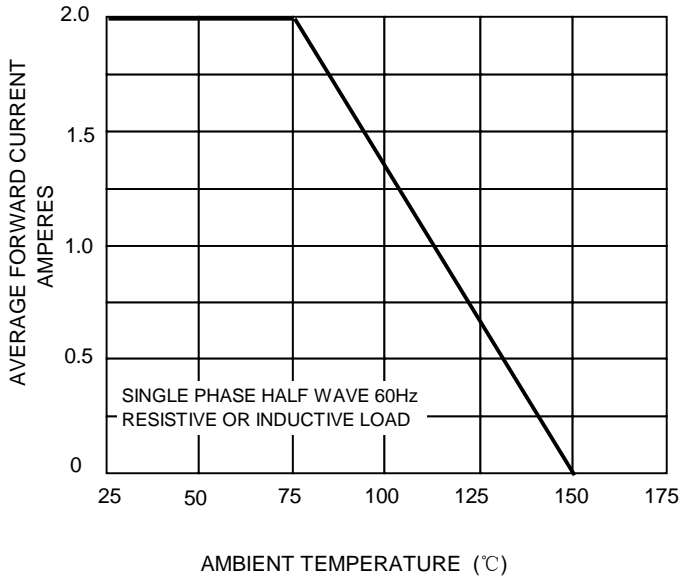


FIG. 2 – MAXIMUM NON-REPETITIVE SURGE CURRENT

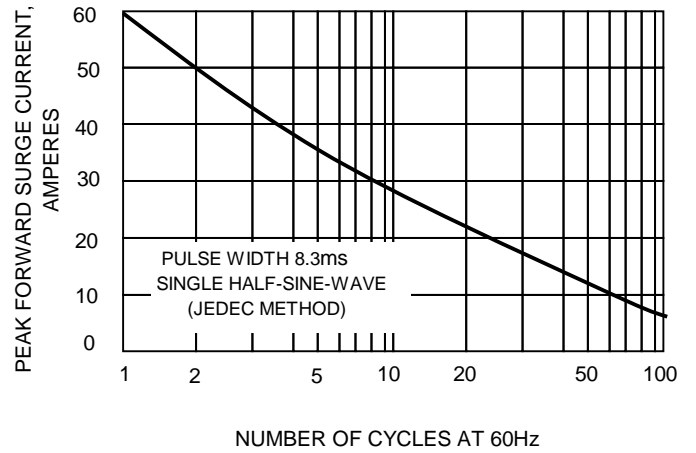


FIG.3 – TYPICAL JUNCTION CAPACITANCE

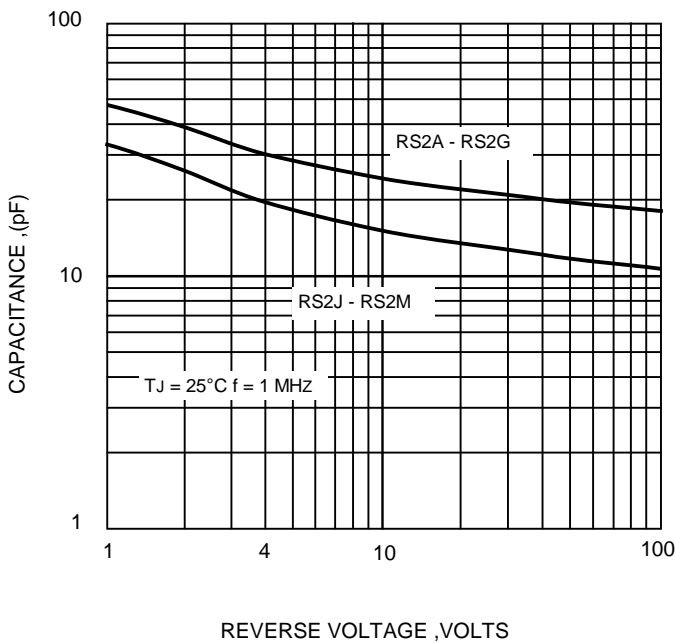


FIG.4-TYPICAL FORWARD CHARACTERISTICS

