KBU4005G thru KBU410G

GLASS PASSIVATED BRIDGE RECTIFIERS	REVERSE VOLTAGE - **50** to **1000**Volts FORWARD CURRENT - **4.0** Amperes

FEATURES

- Surge overload rating -125 amperes peak
- Ideal for printed circuit board
- Reliable low cost construction utilizing molded plastic technique
- Plastic material has UL
- Mounting postition:Any
- Mounting torgue:5 In.Ib.Max

KBU

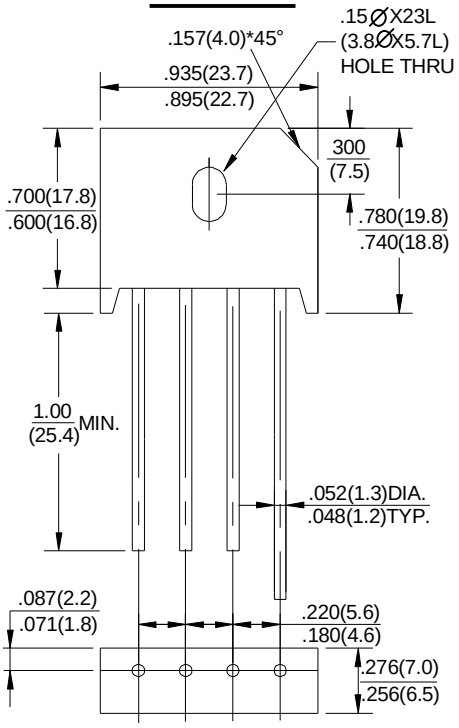

Dimensions in inches and (milimeters)

MAXIMUM RATINGS AND ELECTRICAL CHARACTERISTICS

Rating at 25℃ ambient temperature unless otherwise specified.

Single phase, half wave ,60Hz, resistive or inductive load.

For capacitive load, derate current by 20%

CHARACTERISTICS	SYMBOL	KBU 4005G	KBU 401G	KBU 402G	KBU 404G	KBU 406G	KBU 408G	KBU 410G	UNIT
Maximum Recurrent Peak Reverse Voltage	V_{RRM}	50	100	200	400	600	800	1000	V
Maximum RMS Voltage	V_{RMS}	35	70	140	280	420	560	700	V
Maximum DC Blocking Voltage	V_{DC}	50	100	200	400	600	800	1000	V
Maximum Average Forward Rectified Output Current at T_C=100℃	$I_{(AV)}$	4.0							A
Peak Forward Surge Current 8.3ms single Half Sine-Wave Super Imposed on Rated Load (JEDEC Method)	I_{FSM}	125							A
Maximum Instantanous Forward Voltage Drop per Element at4.0A	V_F	1.1							V
Maximum Reverse Leakage at rated T_J=25℃ DC Blocking Voltage Per Element T_J=100℃	I_R	10 100							μA
Typical Junction Capacitance Per Element (Note1)	C_J	110							pF
Operating Temperature Range	T_J	-55 to +150							℃
Storage Temperature Range	T_{STG}	-55 to +150							℃

NOTES: 1.Measured at 1.0MHz and applied reverse voltage of 4.0V DC.

REV. 1, 30-Dec-2011

FIG.1-DERATING CURVE FOR OUTPUT RECTIFIED CURRENT

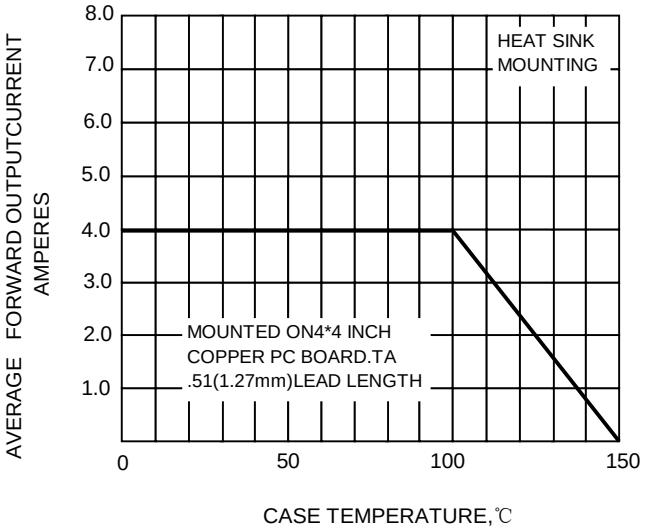

FIG.2 TYPICAL INSTANTANEOUS FORWARD CHARACTERISTIC

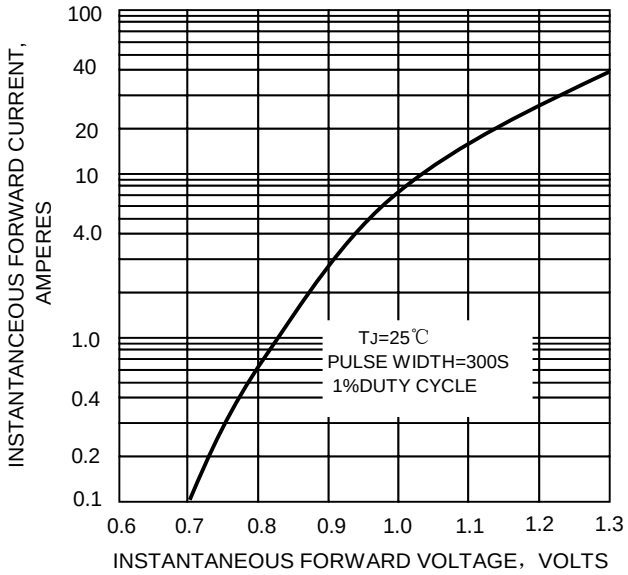

FIG.3-MAXIMUM NON-RETETITIVE PEAK FORWARD SURGE CURRENT

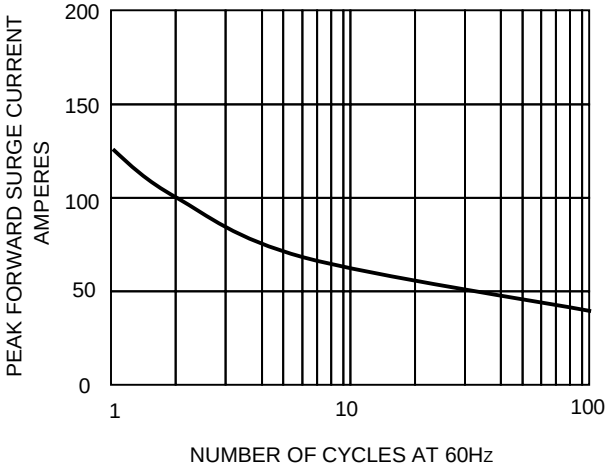

FIG.4-TYPICAL REVERSE CHARACTERISTICS

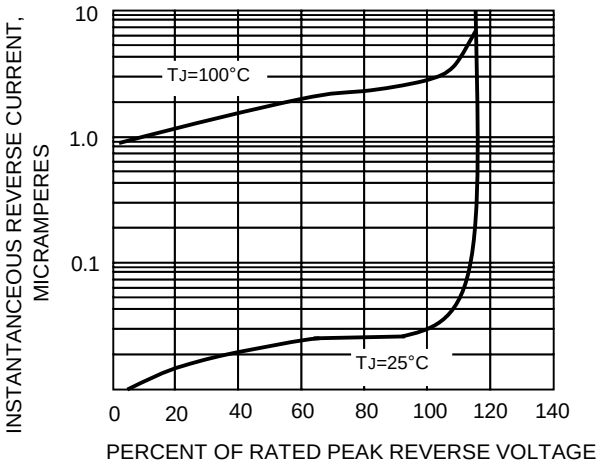

FIG.5-TYPICAL JUNCTION CAPACITANCE PER ELEMENT

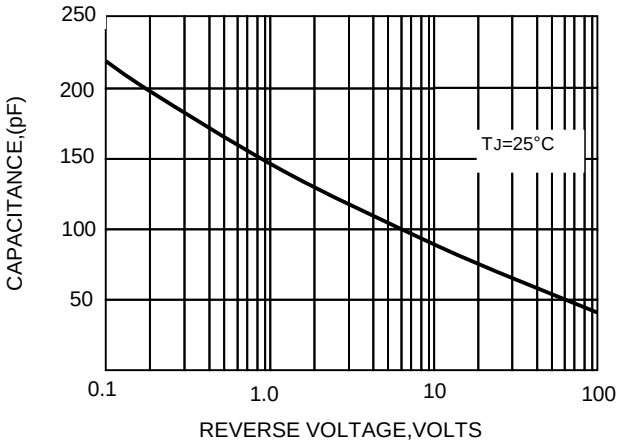

REV. 1, 30-Dec-2011