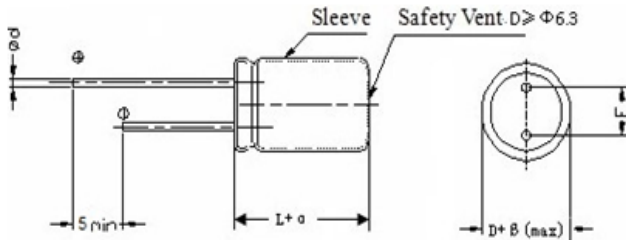


Huawei P/N: RL1C222MG200A00CE0	CHANGZHOU HUAWEI ELECTRONICS CO.,LTD RL 16V 2200 μ F 10*20	Page:1/1
-----------------------------------	--	----------

Customer : Ropla Elektronik Sp. z o.o.
Customer P/N :

Diagram Of Dimensions




单位: mm



D	10	L	20
β Max	+0.5	α Max	+2.0
F \pm 0.5	5.0	d \pm 0.05	0.60

β 为 D 值公差 / α 为 L 值公差

Items	Performance						
Operating Temperature Range	-40 $^{\circ}$ C ~ +105 $^{\circ}$ C						
Capacitance Tolerance	-20% ~ 20% (120Hz,20 $^{\circ}$ C)						
Surge Voltage	20VDC						
Leakage Current	LC \leq 352 μ A After 2 minutes						
Dissipation Factor (Tan δ)	\leq 0.18 (120Hz,20 $^{\circ}$ C)						
Ripple Currents	980mA (120Hz, +105 $^{\circ}$ C)						
Low Temperature Characteristics(120Hz)	Z-25 $^{\circ}$ C / Z+20 $^{\circ}$ C	2					
	Z-40 $^{\circ}$ C / Z+20 $^{\circ}$ C	4					
Ripple Current& Frequency Multipliers	Frequency(Hz)	50	120	300	1K	10K	100K
	Coefficient	0.85	1.00	1.10	1.13	1.15	1.40
Life Test: Load Life Test: After 2000 Hrs at 105 $^{\circ}$ C Shelf Life Test: After 1000 Hrs at 105 $^{\circ}$ C	Capacitance Change	Load Life: Within \pm 20%of initial value					
		Shelf Life: Within \pm 20% of initial value					
	Dissipation Factor	Load Life: Less than 200% of specified value					
		Shelf Life: Less than 200% of specified value					
Leakage current	Load Life: Within specified value						
	Shelf Life: Less than 200% of specified value						
Soldering	245 \pm 5 $^{\circ}$ C, 2 \pm 0.5seconds. soldering must cover more than 95%						
Standards	IEC-60384						
Remarks	RoHS Compliance & Halogen-Free						

Publish Date	11-Sep-2021	Approval Signatures:	Approved	Checked	Designed
Revise Date			 詹光耀 研发中心	 郭继 研发中心	 张嘉莹 研发中心
Edition No.	1		Please return one copy with your approval		