TRH160A SERIES
160 WATT I.T.E SWITCH ADAPTER

Features

- Universal Input Range 90~264Vac
- High Efficiency up to 93%
- Class I
- No Load Input Power Consumption < 150mW
- Approval IEC/EN/UL 62368-1
- Approval EN55032 and CISPR/FCC Class B
- Operating Altitude 5000m
- Continuous Short Circuit Protection
- Over Voltage Protection
- Very Low Leakage Current <90uA
- Meets CoC Tier 2 and DOE Level VI
- IEC320/C14 Compact Size

99BJ E176177 I.T.E. POWER SUPPLY

MODEL NUMBER	OUTPUT VOLTAGE	OUTPUT CURRENT	RIPPLE & NOISE NOTE1	VOLTAGE ACCURACY NOTE2	LINE REGULATION NOTE3	LOAD REGULATION NOTE4	%EFF. (Typ.) NOTE5
TRH160A120	12 V	12.5 A	120mV	±2%	±1%	±3%	91%
TRH160A240	24 V	6.66 A	200mV	±2%	±1%	±2%	92%
TRH160A280	28 V	5.7 A	200mV	±2%	±1%	±2%	92%
TRH160A300	30 V	5.31 A	200mV	±2%	±1%	±2%	92%
TRH160A360	36 V	4.44 A	200mV	±2%	±1%	±2%	92%
TRH160A480	48 V	3.33 A	200mV	±2%	±1%	±2%	93%
TRH160A560	56 V	2.85 A	200mV	±2%	±1%	±2%	93%

Note:

1. Add a 0.1uF ceramic capacitor and a 10uF E.L. capacitor to output for ripple & noise measuring @20MHz BW.
2. Voltage accuracy is set at 60% full load.
3. Line regulation is measured from $100V_{ac}$ to $240V_{ac}$ with full load.
4. Load regulation measured from 60% to 100% full load and from 60% to 20% full load (60%±40% full load).
5. Typical efficiency at $230V_{ac}$ and 75% full load at 25℃.

PART NUMBER

Series		Output Voltage	DC Plug Type	Cable Type	Cable Length
TRH160	X	XXX	-XX	E	XX
160W I.T.E Adapter	A：Class I	120：12V 240：24V 280：28V 300：30V 360：36V 480：48V 560：56V	See Page 7	E：UL2464 with OVP	471：950mm with Ferrite Core 12：1220mm with Ferrite Core 13：1800mm with Ferrite Core See page 7 for restrictions

Part Number Example:

TRH160A120-1446E471, 150W, Class I, $12V_{dc}$ Output, DIN Power Plug Type, Cable Length 950mm with Ferrite Core

TRH160A240-01E13, 160W, Class I, $24V_{dc}$ Output, DC Jack Type, Cable Length 1800mm with Ferrite Core

TECHNICAL SPECIFICATIONS

(All specifications are typical at nominal input, full load at 25℃ unless otherwise noted.)

ABSOLUTE MAXIMUM RATINGS

PARAMETER	NOTES and CONDITIONS	Device	Min.	Typ.	Max.	Units
Input Voltage		All	90		264	V_{ac}
Operating Temperature	See Derating Curve, (-30℃ Can be start-up at full load.)	All	-20		70	℃
Storage Temperature		All	-40		85	℃
Input/Output Isolation Voltage	1 minute	All			3000	V_{ac}
Operating Altitude		All			5000	m

INPUT CHARACTERISTICS

PARAMETER	NOTES and CONDITIONS	Device	Min.	Typ.	Max.	Units
Operating Voltage Range		All	100		240	V_{ac}
Input Frequency Range		All	47		63	Hz
Maximum Input Current	100% Load, V_{in}=100V_{ac}	All			2.0	A
Leakage Current (Earth)		All			0.75	mA
Leakage Current (Touch)		All			90	uA
Under Voltage Protection		All	60	66	70	V_{ac}
Power Factor	230V_{ac}/50Hz at Full load	All	0.9			
Inrush Current	V_{in}=240V_{ac}, Cold start at 25℃	All			120	A

OUTPUT CHARACTERISTICS

PARAMETER	NOTES and CONDITIONS	Device	Min.	Typ.	Max.	Units
Output Voltage Set Point	V_{in}=115V_{ac} and 230V_{ac}, I_o=60% Full load T_c=25℃	TRH160A120	11.76	12	12.24	V_{dc}
		TRH160A240	23.52	24	24.48	
		TRH160A280	27.44	28	28.56	
		TRH160A300	29.4	30	30.6	
		TRH160A360	35.28	36	36.72	
		TRH160A480	47.04	48	48.96	
		TRH160A560	54.88	56	57.12	
Operating Output Current Range	V_{in}=115V_{ac} and 230V_{ac},T_c=25℃	TRH160A120	0		12.5	A
		TRH160A240	0		6.66	
		TRH160A280	0		5.7	
		TRH160A300	0		5.31	
		TRH160A360	0		4.44	
		TRH160A480	0		3.33	
		TRH160A560	0		2.85	
Holdup Time	V_{in}=115V_{ac}	All		25		ms
Output Voltage Regulation						
Load Regulation	60%±40% Full load change	TRH160A120			±3.0	%
		TRH160A240			±2.0	
		TRH160A280			±2.0	
		TRH160A300			±2.0	
		TRH160A360			±2.0	
		TRH160A480			±2.0	
		TRH160A560			±2.0	
Line Regulation	V_{in}=High line to low line, full load	All			±1.0	%

PARAMETER	NOTES and CONDITIONS	Device	Min.	Typ.	Max.	Units
Over Voltage Protection	Latch Off (AC recycle to reset)	TRH160A120		13.2		V_{dc}
		TRH160A240		28.6		
		TRH160A280		33.4		
		TRH160A300		34.6		
		TRH160A360		41.8		
		TRH160A480		55.6		
		TRH160A560		59.8		
Over Current Protection	Auto recovery	All	110		130	%
Short Circuit Protection	Auto recovery	All				
Output Ripple and Noise	1. Add a 0.1uF ceramic capacitor and a 10uF aluminum electrolytic capacitor to output 2. Oscilloscope is 20MHz band width 3. Ambient temperature=25℃	TRH160A120			120	mV
		TRH160A240			200	
		TRH160A280			200	
		TRH160A300			200	
		TRH160A360			200	
		TRH160A480			200	
		TRH160A560			200	
Load Capacitance	1. V_{in}=115V_{ac} and 230V_{ac} 2. Output is max. load 3. Ambient temperature=25℃	TRH160A120			12250	uF
		TRH160A240			6600	
		TRH160A280			5670	
		TRH160A300			5400	
		TRH160A360			4330	
		TRH160A480			3240	
		TRH160A560			2870	
Efficiency	1. V_{in}=230V_{ac} 2. Output is 75% full load 3. Ambient temperature=25℃	TRH160A120		91%		%
		TRH160A240		92%		
		TRH160A280		92%		
		TRH160A300		92%		
		TRH160A360		92%		
		TRH160A480		93%		
		TRH160A560		93%		

ISOLATION CHARACTERISTICS

PARAMETER	NOTES and CONDITIONS	Device	Min.	Typ.	Max.	Units
Input to Output	1 minute (without dielectric breakdown)	All			3000	V_{ac}
Input to Earth (Ground)	1 minute (without dielectric breakdown)	All			1500	V_{ac}
Isolation Resistance	Input to output	All	100			MΩ

FEATURE CHARACTERISTICS

PARAMETER	NOTES and CONDITIONS	Device	Min.	Typ.	Max.	Units
Switching Frequency		All		110		kHz

GENERAL SPECIFICATIONS

PARAMETER	NOTES and CONDITIONS	Device	Min.	Typ.	Max.	Units
MTBF	I_o=100%; T_a=25℃ per MIL-HDBK-217F	All	300			k hours
Life Time	@75% Load, 40℃	All	26			k hours
Humidity	Non-condensing	All			93	% RH
Shock	MIL-STD-810F Table 516.5,TABLE 516.5-I 10ms, each axis 3 times(±X、±Y、±Z axis)	All		75		g
Vibration	MIL-STD-810F Table 514.5C-VIII, 15~2000Hz, X、Y、Z axis, 1 hour(each axis),. total 3 hours.	All		4		g

GENERAL SPECIFICATIONS

PARAMETER	NOTES and CONDITIONS	Device	Min.	Typ.	Max.	Units
Weight		All		575		grams
Dimension		All		5.906x2.756x1.497 inches (150.00x70.00x38.00 mm)		
Safety	Class I, IEC/EN/UL 62368-1					Ed 2.0
EMC Emission	EN55032, EN61000-3-2, EN61000-3-3, FCC CFR 47 Part 15, ICES-003 Issue 7					
Conducted Disturbance	EN55032:2015+A11:2020, FCC CFR 47 Part 15					Class B
Radiated Disturbance	EN55032:2015+A11:2020, FCC CFR 47 Part 15					Class B
Harmonic Current Emissions	EN61000-3-2:2019					Class A
Voltage Fluctuations & Flicker	EN61000-3-3:2013+A1:2019					Criterion A
EMC Immunity	EN55035:2017+A11:2020, EN61000-6-1:2019, EN61204-3:2000, IEC61000-4-2, 3, 4, 5, 6, 8, 11					
Electrostatic Discharge (ESD)	IEC 61000-4-2:2008, Air Discharge: ±8kV Contact Discharge: ±4kV					Criterion A
Radio-Frequency, Continuous Radiated Disturbance	IEC 61000-4-3:2020					Criterion A
Electrical Fast Transient (EFT)	IEC 61000-4-4:2012, ±1kV					Criterion A
Surge	IEC 61000-4-5:2014+A1:2017, L-N: ±1kV, L-E (Ground): ±2kV					Criterion A
Conducted Disturbances, Induced by RF Fields	IEC 61000-4-6:2013+COR1:2015					Criterion A
Power Frequency Magnetic Field	IEC 61000-4-8:2009					Criterion A
Voltage Dips	IEC 61000-4-11:2020, Dips:30% reduction, Dips:>95% reduction					Criterion A
Voltage Interruptions	IEC 61000-4-11:2020,>95% reduction					Criterion B
Application Note Link						TRH160A Series App Notes

CHARACTERISTIC CURVE

Power Derating Curve

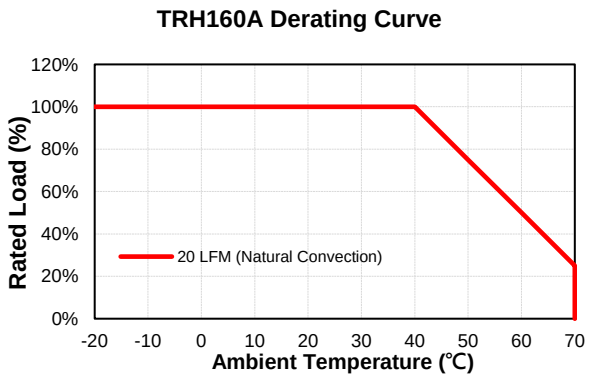

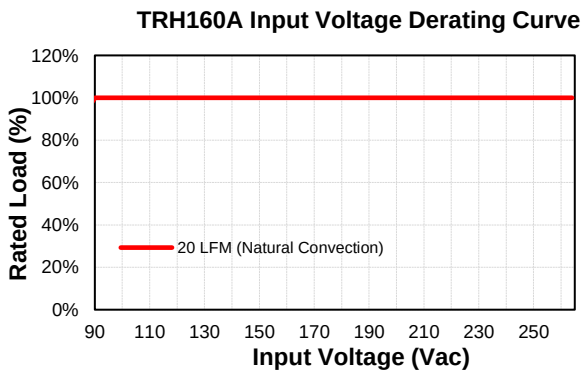

Performance Data

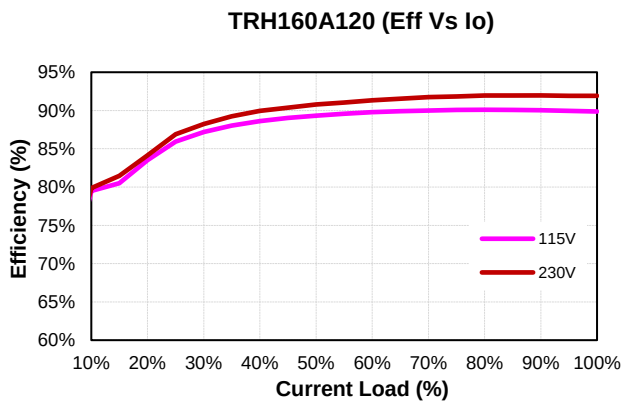

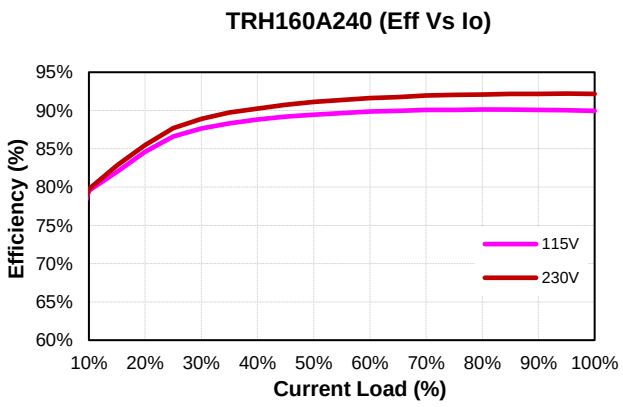

TRH160A280 (Eff Vs Io)

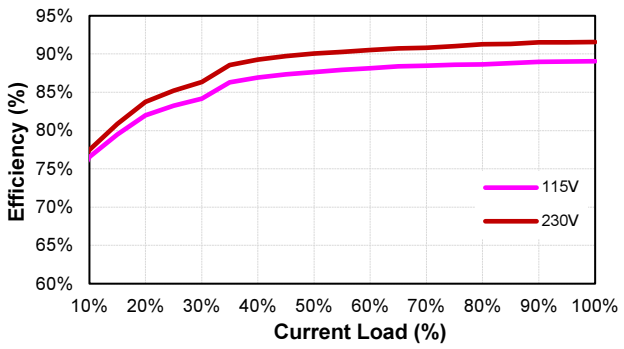

TRH160A300 (Eff Vs Io)

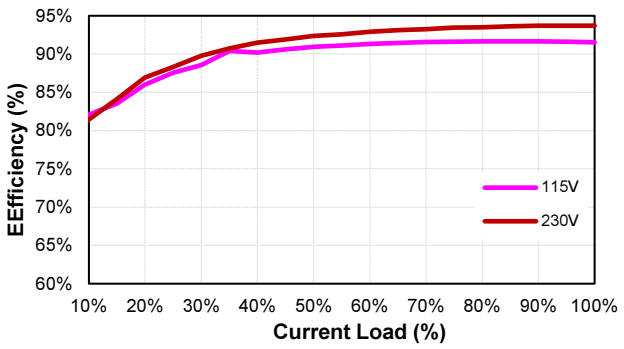

TRH160A360 (Eff Vs Io)

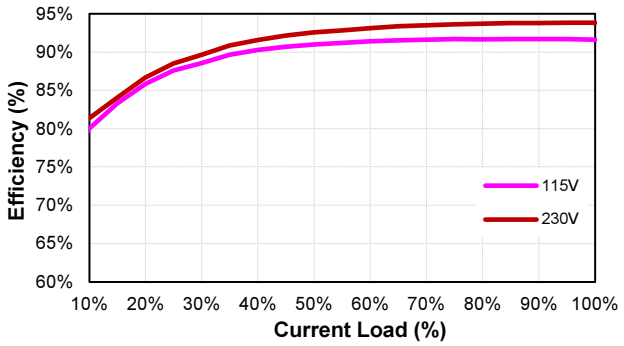

TRH160A480 (Eff Vs Io)

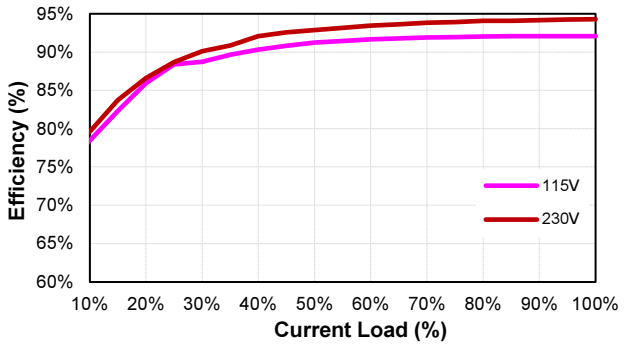

TRH160A560 (Eff Vs Io)

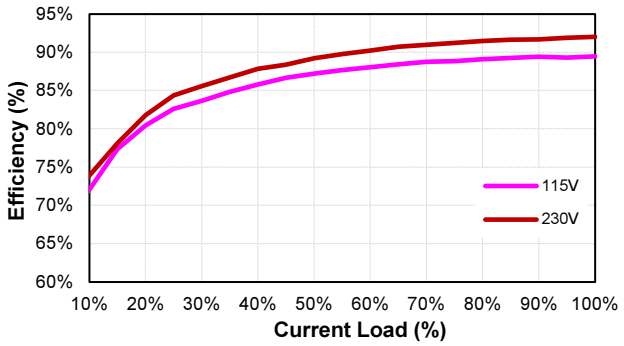

MECHANICAL SPECIFICATION

Din Power Plug

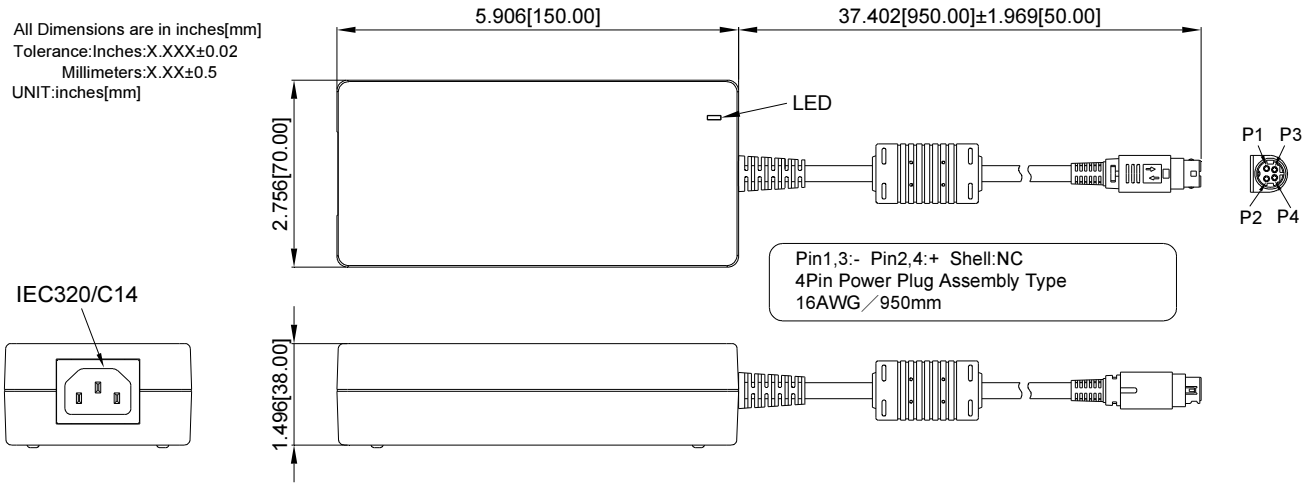

DC Jack

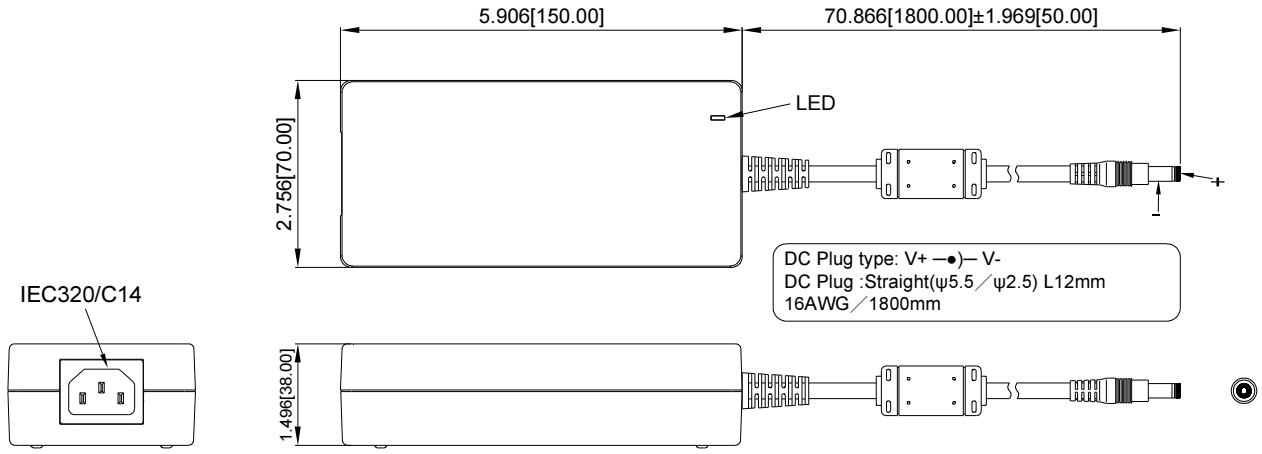

* For Output Voltage 12Vdc model, it must select Din Power Plug Molded Type or equivalent

* For Output Voltage 24Vdc to 56Vdc models, it's able to select Din Power Plug Molded Type, DC Jack or equivalent.

TRH160A Series

STANDARD OUTPUT DC PLUG

DC Plug Type	Cable Number-XXXXX	A OD (mm)	B ID (mm)	C L (mm)	Cable Type	Cable Length	Cable AWG
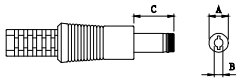 Straight/Inner+Outer-	11E13	Φ5.5	Φ2.1	12	UL2464	1800mm with Ferrite Core	16AWG for 24V, 28V,30V,36V, 48V,56V
	12E13	Φ5.5	Φ2.5	12			
	23E13	Φ5.5	Φ2.1	9.5			
	26E13	Φ5.5	Φ2.5	9.5			
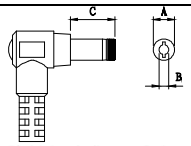 Right Angle/Inner+Outer-	01E13	Φ5.5	Φ2.1	12			
	02E13	Φ5.5	Φ2.5	12			
	21E13	Φ5.5	Φ2.5	9.5			
	24E13	Φ5.5	Φ2.1	9.5			

Din Plug Type	Cable Number-XXXXX	Pin Assignment PIN No.	Pin Assignment Polarity	Cable Type	Cable Length	Cable AWG
KYCON KPPX-4P equivalent with Lock (Din Power Plug Assembly Type) 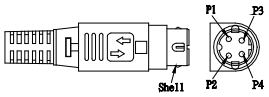	1446E471	P1	-	UL2464	950mm with Ferrite Core	16AWG for Vo: 12V
		P2	+			
		P3	-			
		P4	+			
		Shell	No Connection			
KYCON KPPX-4P equivalent without Lock (Din Power Plug Molded Type) 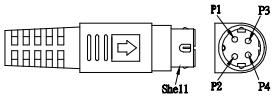	1538E471	P1	+			
		P2	+			
		P3	-			
		P4	-			
		Shell	No Connection			

※Other DC Plug Type please refer to the link: https://www.cincon.com/productdownload/TRH160A-cable-DC-plug.pdf

CINCON Electronics Co. Ltd.
Add: 14F, No. 306, Sec.4, Hsin Yi Rd., Taipei, Taiwan
Tel: 886-2-27086210
Fax: 886-2-27029852
E-mail: sales@cincon.com.tw
Web: www.cincon.com