


EC4CE

S E R I E S

5-6 WATT DC-DC CONVERTERS



Features

- 5-6W Isolated Output
- 2" x 2" Case
- Regulated Outputs
- Efficiency to 82%
- Pi Input Filter
- Continuous Short Circuit Protection

MODEL NUMBER	INPUT VOLTAGE	OUTPUT VOLTAGE	OUTPUT CURRENT	INPUT CURRENT		% EFF.	SIZE
				NO LOAD	FULL LOAD		
EC4CE01	9-18 VDC	5 VDC	1000 mA	7.5 mA	545 mA	77	2" x 2"
EC4CE02		12 VDC	470 mA	7.5 mA	585 mA	80	
EC4CE03		15 VDC	400 mA	7.5 mA	625 mA	80	
EC4CE04		±12 VDC	±230 mA	12 mA	575 mA	80	
EC4CE05		±15 VDC	±190 mA	12 mA	590 mA	80	
EC4CE11	18-36 VDC	5 VDC	1000 mA	5 mA	265 mA	78	2" x 2"
EC4CE12		12 VDC	470 mA	5 mA	285 mA	82	
EC4CE13		15 VDC	400 mA	5 mA	305 mA	82	
EC4CE14		±12 VDC	±230 mA	7.5 mA	285 mA	81	
EC4CE15		±15 VDC	±190 mA	7.5 mA	295 mA	81	
EC4CE21	36-72 VDC	5 VDC	1000 mA	2 mA	133 mA	78	2" x 2"
EC4CE22		12 VDC	470 mA	2 mA	143 mA	81	
EC4CE23		15 VDC	400 mA	2 mA	154 mA	81	
EC4CE24		±12 VDC	±230 mA	3 mA	142 mA	81	
EC4CE25		±15 VDC	±190 mA	3 mA	147 mA	81	

NOTE: 1. Nominal Input Voltage 12, 24 or 48 VDC

Specifications

INPUT SPECIFICATIONS:

Input Voltage Range.....	12V.....	9-18V
	24V.....	18-36V
	48V.....	36-72V
Input Filter.....	Pi Type	

OUTPUT SPECIFICATIONS:

Voltage Accuracy	±2.0% max.	
Voltage Balance (Dual).....	±1.0% max.	
Temperature Coefficient.....	±0.05%/°C	
Ripple & Noise 20MHz BW.....	5V.....	100mV p-p max.
	12V / 15V.....	1% p-p max.
Short Circuit Protection.....	Continuous	
Line Regulation, Single/Dual ¹	±0.5% max.	
Load Regulation, Single ²	±0.5% max.	
	Dual ³	±1.0% max.

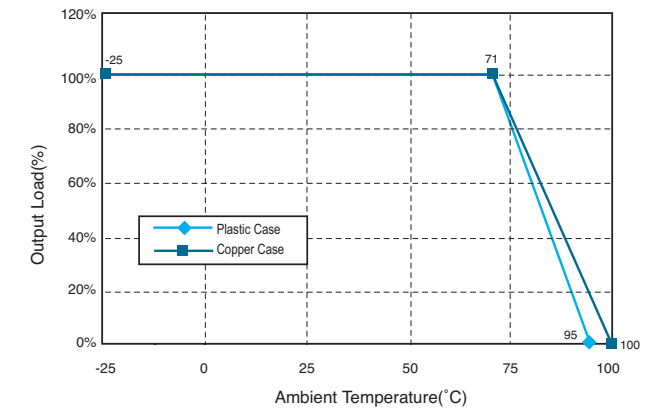
GENERAL SPECIFICATIONS:

Efficiency.....	See Table	
Isolation Voltage.....	500 VDC min.	
Isolation Resistance.....	10 ⁹ ohms	
Switching Frequency.....	100KHz, min.	
Operating Ambient Temperature Range	-25°C to +71°C	
De-rating, Above 71°C (Plastic Case).....	Linearly to Zero power at 95°C	
De-rating, Above 71°C (Copper Case).....	Linearly to Zero power at 100°C	
Case Temperature (Plastic case ⁴)	95°C max	
(Copper case ⁴)	100°C max	
Cooling	Natural Convection	
Storage Temperature Range.....	-40°C to + 100°C	
Dimensions.....	2.00 x 2.00 x 0.40 inches (50.8 x 50.8 x 10.2mm)	
Weight.....	51g	

CASE MATERIAL:

Standard Models.....	Non-Conductive Black Plastic	
Suffix "M" Models.....	Black Coated Copper with Non-Conductive Base	

EC4CE Series Derating Curve

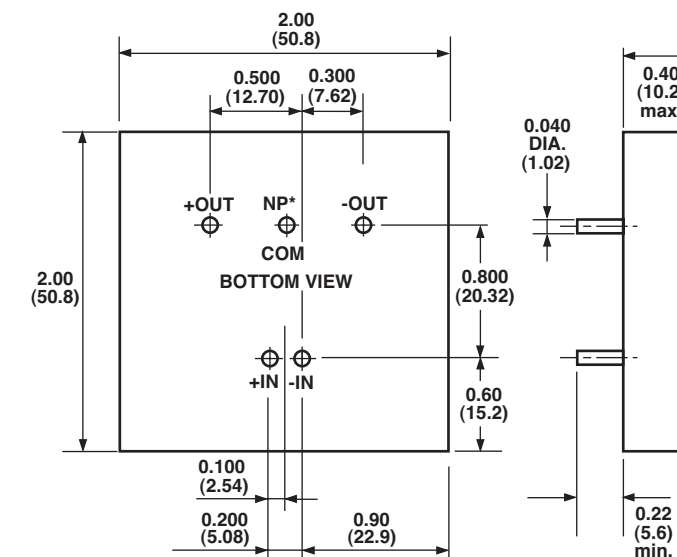


NOTE:

1. Measured From High Line to Low Line
2. Measured From Full Load to 10% Load
3. Measured From Full Load to 1/4 Full Load
4. Maximum case temperature under any operating condition should not exceed 95°C (Plastic Case), 100°C (Copper Case).

CASE C

All Dimensions In Inches(mm)
Tolerance Inches: .xx= ±.04, .xxx= ±.010
Millimeters: .x= ±1.0, .xx= ±0.25



All Specifications Typical At Nominal Line, Full Load and 25°C Unless Otherwise Noted.