


ORDERING CODE

AKP – 4078 – H – DC12V



CONTACT DATA

Contact Form	2C	
Contact Material	Ag+Au	
Contact Ratings	1A120VAC/ 2A24VDC	
Max Switching Voltage	240VAC/60VDC	
Max Switching Current	2 A	
Max Switching Power	120VA/ 30W	
Initial Contact Resistance	100m Ω Max	at6VDC 1A
Life Expectancy Electrical	100,000	Operations (rated load)
Life Expectancy Mechanical	10,000,000	Operations (no load)

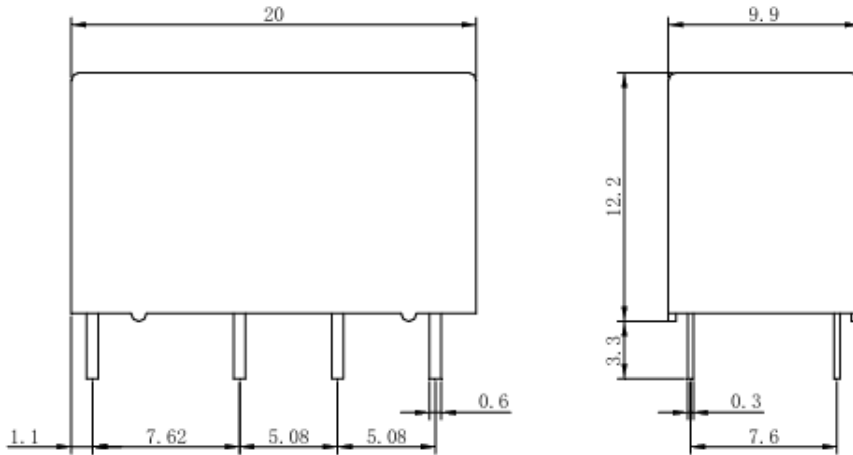
GENERAL DATA

Insulation Resistance	100M Ω Min at500VDC	
Dielectric Strength Between Open Contacts	500VAC 50-60HZ (1 minute)	
Dielectric Strength Between Contacts And Coil	1000VAC 50-60HZ (1 minute)	
Operate Time	6ms max	
Release Time	4ms max	
Ambient Temperature	-30°C to +70°C	
Shock Resistance	Malfunction	10G
	Destruction	15G
Vibration Resistance	10-55Hz, 1.5mm double amplitude	
Ambient humidity	40-85% RH	
Weight	Approx 5g	
Safety Standard	UL CE CQC	

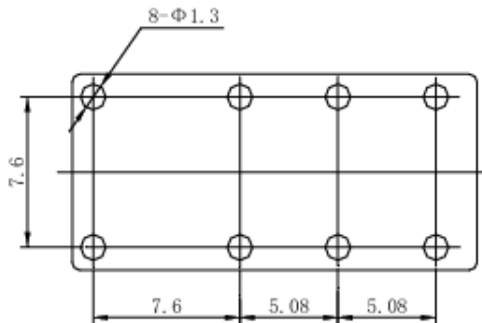
COIL DATA (@20°C)

Rated Voltage (VDC)	Coil Resistance Ω ($\pm 10\%$)				Max Operate Voltage (VDC)	Min Release Voltage (VDC)	Max Applied Voltage (VDC)
	0.15W	0.2W	0.36W	0.45W			
3	60	45	25	20	2.25	0.15	3.9
5	167	125	70	50	3.75	0.25	6.5
6	240	180	100	80	4.5	0.3	7.8
9	540	405	225	180	6.75	0.45	11.7
12	960	720	400	320	9	0.6	15.6
24	38400	2800	1600	1280	18	1.2	31.2
48	-	11520	6400	5100	36	2.4	62.4

Outline Dimension (mm)

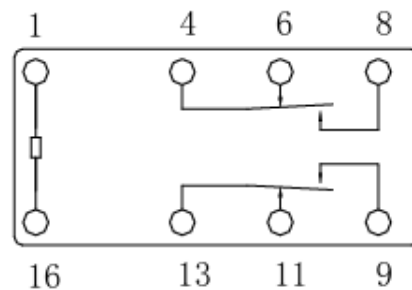


PC Board layout



(Bottom View)

Wiring Diagram



(Bottom View)