

# DECLARATION OF CONFORMITY



Name of company: CINCON ELECTRONICS CO., LTD.  
Address: No. 8-1 Fu Kung RD. Fu Hsing Park, Fu Hsing Hsiang,  
Chang Hua Hsien, Taiwan, R.O.C.

Declares that the component product

## DC-DC Converters

ECLB40W-110S33; ECLB40W-110S05; ECLB40W-110S12; ECLB40W-110S15;  
ECLB40W-110D12; ECLB40W-110D15; ECLB40W-110D24; ECLB40W-110S33N;  
ECLB40W-110S05N; ECLB40W-110S12N; ECLB40W-110S15N;  
ECLB40W-110D12N; ECLB40W-110D15N; ECLB40W-110D24N;

referred to this declaration conforms with the standard(s) or directive(s) as far as applicable:

Product Meet Safety Standard	:	EN60950-1	2006/A12: 2011+A2:2013
EMC Standards	:	EN50121-1	2006
		EN50121-3-2	2006
		EN55011	2009+A1: 2010

Directives	:	Low Voltage Directive	2014/35/EU
		EMC Directives	2014/30/EU
		RoHS Directive	2011/65/EU

This component product must be used within other equipment and must not be operated as a stand alone product.

The company named above will keep on file for review the following technical documentation:

- Technical drawings
- Other technical documentation

Manufacturer

Signature: Johnson CHENG

Date: Oct. 17. 2016

Name: Johnson Cheng / President

# SHOCK TEST REPORT

Company : Cincon Electronics Co., Ltd.

Address : No.8-1 Fu Kung Rd., Fu Hsing ind. Park, Fu Hsing Hsiang, Chang  
Hua Hsien, Taiwan, R.O.C.

Model Name : EC7BW-110S15, ECLB40W-110S05, CQB60W-110S24

Date Received : MAY 15, 2015

Date Tested : MAY 15, 2015

## TESTING LABORATORY IS ACCREDITED BY:

IEC/IECQ 17025 certificate of independent test laboratory approval

Certificate No. : 1.72.0031

ISO 17025 accredited in respect of laboratory is approved by TAF

Certificate No. : L0835-140329

ISO 9001 certificate is approved by TUV CERT certification body of TUV NORD Cert GmbH

## WE HEREBY CERTIFY THAT:

The test(s) shown in the attachment were conducted according to the indicating procedures. We assume full responsibility for the accuracy and completeness of these tests and vouch for the qualifications of all personnel performing them.

	Name	Signature	Date
Test Engineer	Gin Lu	<i>Gin Lu</i>	May 20, 2015
Manager	Injel Chen	<i>Injel Chen</i>	May 20, 2015

## **NOTE :**

1. This report will be invalid if reproduced in part or altered in any way.
2. This report refers only to the specimen(s) submitted to test, and is invalid if used otherwise.
3. This report is ONLY valid with the examination seal and signature of this institute.
4. The tested specimen(s) will only be preserved for thirty days from the date issued, not collected by the applicant.



## TABLE OF CONTENTS

### 1. GENERAL INFORMATION

1.1 DESCRIPTION OF UNIT ..... 2

1.2 UNIT OPERATING CONDITION ..... 2

### 2. SHOCK TEST

2.1 TEST EQUIPMENT ..... 3

2.2 LABORATORY AMBIENCE CONDITION ..... 3

2.3 REFERENCE DOCUMENT ..... 3

2.4 TEST CONDITION ..... 3

2.5 SUMMARY OF TEST ..... 3

**ATTACHMENTS** ..... 4

## 1. GENERAL INFORMATION

### 1.1 DESCRIPTION OF UNIT

Manufacturer : Cincon Electronics Co., Ltd.

Model name and sample quantity :

Model name	Sample quantity
EC7BW-110S15	3 units (Unit no.1 to Unit no.3)
ECLB40W-110S05	3 units (Unit no.1 to Unit no.3)
CQB60W-110S24	3 units (Unit no.1 to Unit no.3)

### 1.2 UNIT OPERATING CONDITION:

None

## 2. SHOCK TEST

### 2.1 TEST EQUIPMENT

Model	Serial Number	Calibration Date
SHINKEN G-0230N	SG-4345	JUL 01, 2014

### 2.2 LABORATORY AMBIENCE CONDITION

Temperature : 25 °C ± 5 °C

Relative humidity : 65 % ± 5 % (RH)

### 2.3 REFERENCE DOCUMENT

The test is based on EN50155/EN61373 (2010)

### 2.4 TEST CONDITION

#### 2.4.1 Test Condition 1

Units are non-operating.

Pulse shape : Half-sine waveform

Impact acceleration : 50 m/s<sup>2</sup>

Pulse duration : 30 ms

Number of shocks / Orientation : 6 shocks (3 shocks for ±X axis)

#### 2.4.2 Test Condition 2

Units are non-operating.

Pulse shape : Half-sine waveform

Impact acceleration : 30 m/s<sup>2</sup>

Pulse duration : 30 ms

Number of shocks / Orientation : 12 shocks (3 shocks for ±Y and ±Z axis)

### 2.5 SUMMARY OF TEST

After testing, visual inspection showed no physical defect on the units.

No functions check requested from customer.

# VIBRATION TEST REPORT

Company : Cincon Electronics Co., Ltd.

Address : No.8-1 Fu Kung Rd., Fu Hsing ind. Park, Fu Hsing Hsiang, Chang  
Hua Hsien, Taiwan, R.O.C.

Model Name : EC7BW-110S15, ECLB40W-110S05, CQB60W-110S24

Date Received : MAY 14, 2015

Date Tested : MAY 14, 2015 ~ MAY 15, 2015

## TESTING LABORATORY IS ACCREDITED BY:

IEC/IECQ 17025 certificate of independent test laboratory approval

Certificate No. : 1.72.0031

ISO 17025 accredited in respect of laboratory is approved by TAF

Certificate No. : L0835-140329

ISO 9001 certificate is approved by TUV CERT certification body of TUV NORD Cert GmbH

## WE HEREBY CERTIFY THAT:

The test(s) shown in the attachment were conducted according to the indicating procedures. We assume full responsibility for the accuracy and completeness of these tests and vouch for the qualifications of all personnel performing them.

	Name	Signature	Date
Test Engineer	Gin Lu	<i>Gin Lu</i>	May 20, 2015
Manager	Injel Chen	<i>Injel Chen</i>	May 20, 2015

## **NOTE :**

1. This report will be invalid if reproduced in part or altered in any way.
2. This report refers only to the specimen(s) submitted to test, and is invalid if used otherwise.
3. This report is ONLY valid with the examination seal and signature of this institute.
4. The tested specimen(s) will only be preserved for thirty days from the date tested, if not collected by the applicant.



## TABLE OF CONTENTS

### 1. GENERAL INFORMATION

1.1 DESCRIPTION OF UNIT ..... 2

1.2 UNIT OPERATING CONDITION ..... 2

### 2. VIBRATION TEST

2.1 TEST EQUIPMENT ..... 3

2.2 LABORATORY AMBIENCE CONDITION ..... 3

2.3 REFERENCE DOCUMENT ..... 3

2.4 TEST CONDITION ..... 3

2.5 SUMMARY OF TEST ..... 6

**ATTACHMENTS** ..... 7

## 1. GENERAL INFORMATION

### 1.1 DESCRIPTION OF UNIT

Manufacturer : Cincon Electronics Co., Ltd.

Model name and sample quantity :

Model name	Sample quantity
EC7BW-110S15	3 units (Unit no.1 to Unit no.3)
ECLB40W-110S05	3 units (Unit no.1 to Unit no.3)
CQB60W-110S24	3 units (Unit no.1 to Unit no.3)

### 1.2 UNIT OPERATING CONDITION:

During operating testing, unit power is on and functional.



## 2. VIBRATION TEST

### 2.1 TEST EQUIPMENT

Model	Serial Number	Calibration Date
SHINKEN G-0250L	SG-4795	JUL 01, 2014
King Design EM-600F2K-40N120	UW102090290	JUL 01, 2014

### 2.2 LABORATORY AMBIENCE CONDITION

Temperature : 25 °C ± 5 °C

Relative humidity : 65 % ± 5 % (RH)

### 2.3 REFERENCE DOCUMENT

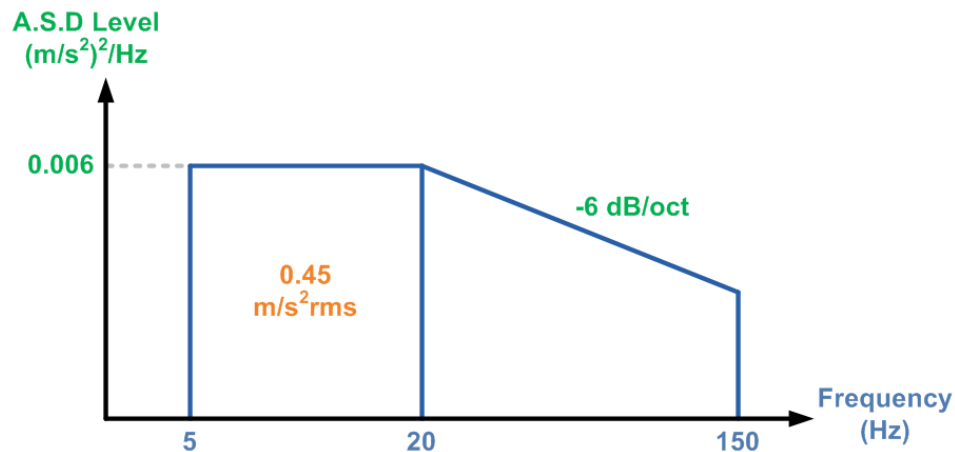
The test is based on EN50155/EN61373 (2010)

### 2.4 TEST CONDITION

#### 2.4.1 Test Condition 1

Units are operating.

Vibration waveform : Random waveform



Duration of test : 10 minutes for the axis

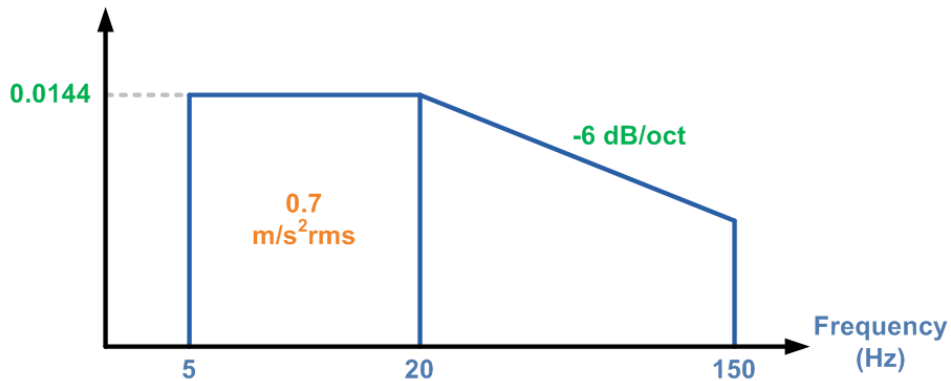
Vibration axis : X axis

### 2.4.2 Test Condition 2

Units are operating.

Vibration waveform : Random waveform

A.S.D Level  
 $(m/s^2)^2/Hz$



Duration of test : 10 minutes for the axis

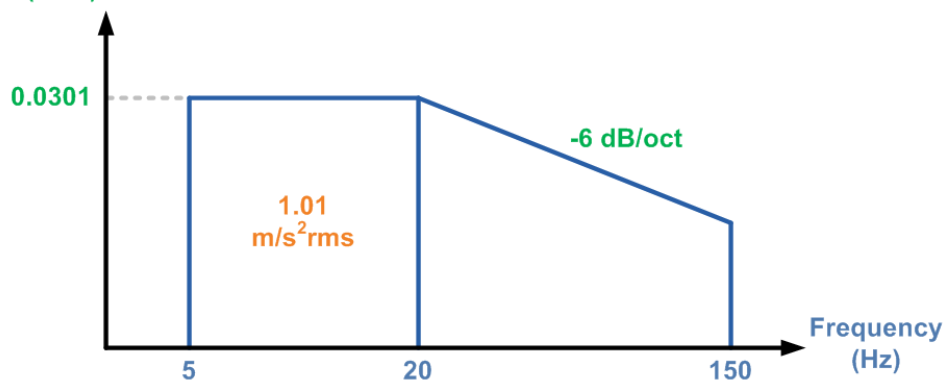
Vibration axis : Y axis

### 2.4.3 Test Condition 3

Units are operating.

Vibration waveform : Random waveform

A.S.D Level  
 $(m/s^2)^2/Hz$



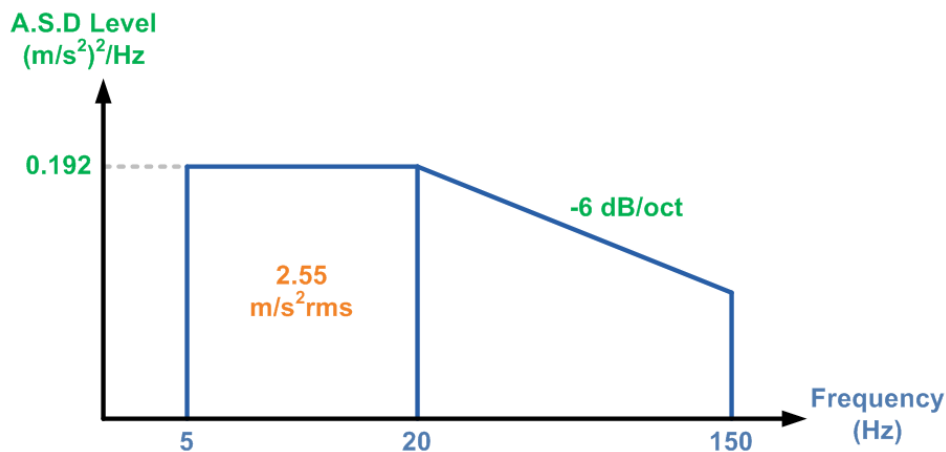
Duration of test : 10 minutes for the axis

Vibration axis : Z axis

#### 2.4.4 Test Condition 4

Units are operating.

Vibration waveform : Random waveform



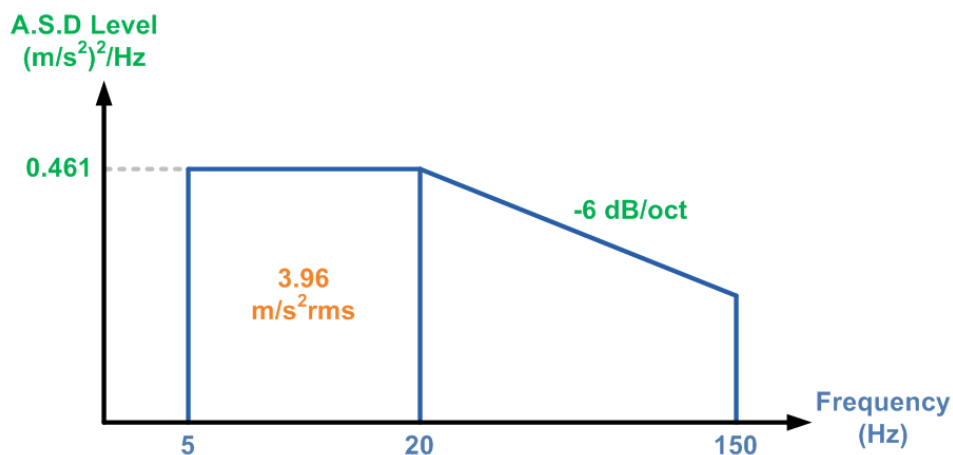
Duration of test : 5 hours for the axis

Vibration axis : X axis

#### 2.4.5 Test Condition 5

Units are operating.

Vibration waveform : Random waveform



Duration of test : 5 hours for the axis

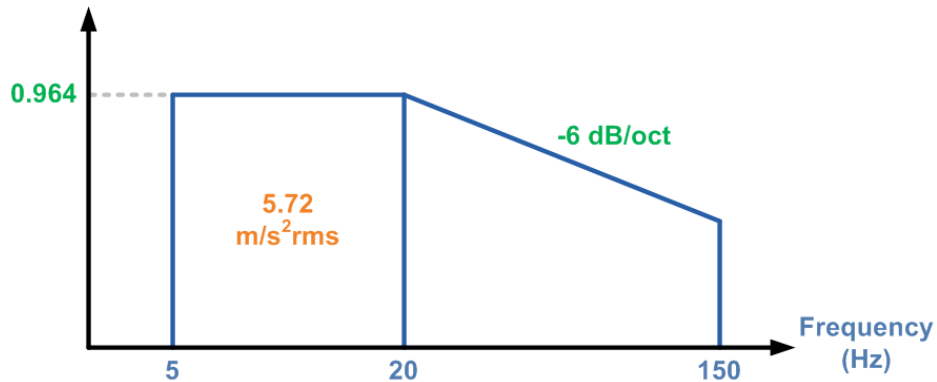
Vibration axis : Y axis

#### 2.4.6 Test Condition 6

Units are operating.

Vibration waveform : Random waveform

A.S.D Level  
( $m/s^2$ )<sup>2</sup>/Hz



Duration of test : 5 hours for the axis

Vibration axis : Z axis

#### 2.5 SUMMARY OF TEST

Before, during and after test condition 1 to 6, visual inspection showed no physical defect or functional degradation of units.